



**UNITED STATES DISTRICT COURT
EASTERN DISTRICT OF LOUISIANA**

**In Re: Oil Spill by the Oil Rig
“Deepwater Horizon” in the Gulf
of Mexico, on April 20, 2010**

**MDL NO. 2179
SECTION J**

Applies to: *All Cases*

**JUDGE BARBIER
MAGISTRATE JUDGE SHUSHAN**

**REPORT BY THE CLAIMS ADMINISTRATOR OF THE DEEPWATER
HORIZON ECONOMIC AND PROPERTY DAMAGES SETTLEMENT
AGREEMENT ON THE STATUS OF CLAIMS REVIEW**

STATUS REPORT NO.

24

DATE

AUGUST 29, 2014

UNITED STATES DISTRICT COURT
EASTERN DISTRICT OF LOUISIANA

In re: Oil Spill by the Oil Rig
“Deepwater Horizon” in the Gulf
of Mexico, on April 20, 2012

MDL NO. 2179

SECTION J

Applies to: *All Cases*

JUDGE BARBIER
MAGISTRATE JUDGE SHUSHAN

**REPORT BY THE CLAIMS ADMINISTRATOR OF THE DEEPWATER HORIZON
ECONOMIC AND PROPERTY DAMAGES SETTLEMENT AGREEMENT ON THE
STATUS OF CLAIMS REVIEW**

STATUS REPORT NO. 24, DATED AUGUST 28, 2014

The Claims Administrator of the Deepwater Horizon Economic and Property Settlement Agreement (Settlement Agreement) submits this Report to inform the Court of the status of the implementation of the Settlement Agreement as of July 31, 2014. The Claims Administrator will provide any other information in addition to this Report as requested by the Court.

I. STATUS OF THE CLAIMS REVIEW PROCESSES AND CLAIM PAYMENTS

A. Claim Submissions.

1. Registration and Claim Forms.

The Claims Administrator opened the Settlement Program with needed functions staffed and operating on June 4, 2012, just over 30 days after the Claims Administrator’s appointment. The Claims Administrator’s Office and Vendors (CAO)¹ have received 226,437 Registration Forms and 282,792 Claim Forms since the Program opened, as shown in the Public Statistics for the Deepwater Horizon Economic and Property Damages Settlement (Public Report) attached as Exhibit A. Additionally, claimants have begun, but not fully completed and submitted, 12,492

¹ “Claims Administrator’s Office”, as used within this report, refers to the Claims Administrator and, where applicable, Court-Supervised Settlement Program vendors working with and under the Claims Administrator.

Claim Forms. The Forms are available online, in hard copy, or at Claimant Assistance Centers located throughout the Gulf.

Of the total Claim Forms submitted and the Claim Forms begun but not fully completed and submitted, 8.5% have been filed or are being filed within the Seafood Program, 16.9% have been filed or are being filed within the Individual Economic Loss (IEL) framework, and 39.0% have been filed or are being filed within the Business Economic Loss (BEL) framework (including Start-Up and Failed BEL Claims). *See* Ex. A, Table 2. Deepwater Horizon (DWH) staff at the Claimant Assistance Centers assisted in beginning and/or completing 37,443 of these Claim Forms. *See* Ex. A, Table 3.

2. Minors, Incompetents, and Deceased Claimants.

The table below describes the claims filed on behalf of minors, incompetents, and deceased claimants in the Settlement Program.

Table 1. Minors, Incompetents, and Deceased Claimants.					
	Status	New Since Last Report	No Longer a Minor/Incompetent or Reclassified as an Estate Since Last Report	Change Since Last Report	Total Claimants
A. Minor Claimants					
1.	Claims Filed	3	17	-14	61
2.	Claims Within GADL Review	0	N/A	0	5
3.	Eligible for Payment	N/A	N/A	0	12
4.	Approval Orders Filed	0	N/A	0	10
B. Incompetent Claimants					
1.	Claims Filed	8	3	+5	113
2.	Claims Within GADL Review	0	N/A	-1	2
3.	Eligible for Payment	N/A	N/A	+1	60
4.	Approval Orders Filed	2	N/A	+2	53
C. Deceased Claimants					
1.	Claims Filed	17	4	+13	574
2.	Eligible for Payment	N/A	N/A	+15	214
3.	Approval Orders Filed	1	N/A	+1	177

3. Third Party Claims.

The CAO receives, processes, and pays the claims and/or liens asserted by attorneys, creditors, governmental agencies, or other third parties (Third Party Claims) against the payments to be made by the CAO to eligible claimants under the Settlement Agreement in accordance with Court Approved Procedure Order No. 1 (as entered September 9, 2012, and amended March 11, 2013).

The CAO requires a third party claimant to submit enforcement documentation soon after the initial Third Party Claim assertion, and the CAO notifies the claimant of an Enforced Third Party Claim against a potential Settlement Payment as soon as the CAO receives sufficient documentation of such an assertion, regardless of where the underlying Settlement Program Claim is in the review process. The claimant may, but is not required to, object to the Third Party Claim at this time. After the CAO sends an Eligibility Notice to the affected Settlement Program Claimant against whom an Enforced Third Party Claim has been asserted (meaning that both the underlying claim and the Third Party Claim are payable), the CAO sends the claimant/claimant's attorney and the third party claimant a Notice of Valid Third Party Claim, and the claimant has twenty (20) days to notify the CAO of any objection to the Third Party Claim. The CAO continues to process and pay Third Party Claims as reflected in Table 2 below.

Table 2. Third Party Claims.

	Type of Third Party Claim ("TPC")	TPCs Asserted	TPCs Asserted Against Claimants With a DHECC ID	TPCs ² Asserted Against Payable Claims	Valid TPCs Asserted Against Payable Claims	Claims with TPCs Paid/ Ready for Payment (TPClmt)	Claims with TPCs Paid/ Ready for Payment (Clmt)
1.	Attorney's Fees	2,500	2,300	487	308	338	611
2.	IRS or State Tax Levies	963	832	67	57	55	89
3.	Individual Domestic Support Obligations	434	290	110	83	85	112
4.	Blanket State-Asserted Multiple Domestic Support Obligations	4 states	N/A	N/A	N/A	0	0
5.	3rd Party Lien/Writ of Garnishment	936	418	46	17	9	9
6.	Claims Preparation/ Accounting	4,643	4,449	138	101	45	55
7.	TOTAL	9,476	8,289	848	566	532	876³

The CAO sends a Notice of Third Party Claim Dispute to all parties involved in a disputed Valid Third Party Claim. If the claimant and third party claimant are unable to resolve their dispute by agreement and if the dispute is over a Third Party Claim for attorney's fees or fees associated with work performed in connection with a Settlement Program Claim, the claimant and third party claimant may participate in the Court-approved Third Party Claims Dispute Resolution Process and will receive a Request for Third Party Claim Dispute Resolution Form with the Notice of Third Party Claim Dispute. Table 3 provides additional information about participation in the Third Party Claims Dispute Resolution Process.

Table 3. Third Party Claims Dispute Resolution Process.

² Although the CAO will not know whether a Valid Third Party Claim has been asserted against a payable claim until the Eligibility Notice goes out, the streamlined enforcement requirements allow the CAO to assess validity earlier in the process.

³ A Third Party Claim can be asserted against one or more Settlement Program claims. Additionally, if the Third Party Claim amount is in dispute, the CAO pays the claimant the undisputed portion of the Settlement Payment. For these reasons, this total may not be equal to the total of the two preceding columns.

TPC Dispute Notices Issued for Eligible Disputes	Request Forms Received for Eligible Disputes	Records Provided to Adjudicator	Disputes Withdrawn	Final Decisions ⁴
110	89	65	57	29

If the dispute is over a Third Party Claim asserted by a state or federal agency, the claimant must resolve the dispute in accordance with the applicable agency's procedures. If the dispute is over the amount of a Third Party Claim based on a final judgment of a state or federal court, the CAO must receive either a written agreement between the parties or a copy of a subsequent modifying court order in order to validate the claimant's objection⁵; otherwise, the CAO will issue payment in satisfaction of the judgment to the third party claimant.

To date, the CAO has removed 1,607 lien holds due to parties releasing their Third Party Claims or resolving disputes.⁶

B. Claims Review.

The CAO completed its first claim reviews and issued its first outcome notices on July 15, 2012, and its first payments on July 31, 2012. There are many steps involved in reviewing a claim so that it is ready for a notice.

1. Identity Verification.

The Claimant Identity Verification review is the first step in the DWH claims review process. The Identity Verification team conducts searches based on the Taxpayer Identification Numbers (TIN) of claimants to confirm that both the claimant's name and TIN exist and correspond with each other. The Identity Verification team has initiated verifications for

⁴ Several factors affect when a Dispute is ripe for the Adjudicator to issue a Final Decision, including whether the Adjudicator has requested additional documentation or granted a Telephonic Hearing.

⁵ For a claimant to object to a Third Party Claim based on a final judgment of a state or federal court, additional evidence beyond a mere objection is required for the CAO to delay or deny payment of the court-ordered debt.

⁶ This number may fluctuate due to reassertions of released or disallowed liens.

199,607 claimants. Of those, the CAO has matched the TIN and claimant's name to public records databases and verified identity for 108,188 claimants from the initial query through LexisNexis and/or Dun & Bradstreet. The CAO has reviewed the remaining 91,419 claimants to determine whether claimant identity could be verified after searching for typographical errors and name changes or after reviewing official documentation from the Internal Revenue Service or Social Security Administration. Of the remaining 91,419 claimants, the CAO has verified the identity of 90,525.

If the CAO cannot verify a claimant's identity after review, but it appears that additional documentation may allow the CAO to verify the claimant's identity, the CAO issues a Verification Notice to the claimant requesting such documentation. Verification Notice types include an SSN Notice, an ITIN Notice, and an EIN Notice. The table below contains information on the number of claimants verified by the CAO during an initial Identity Verification review in addition to the type and number of TIN Verification Notices issued when the CAO could not verify identity after the initial review.

Table 4. Identity Verification Review Activity.					
	Outcome	Claimants Reviewed Since Last Report	Monthly Percentage	Total Claimants Reviewed	Total Percentage
1.	Verified During Review	400	61.9%	69,075	76.0%
2.	SSN Notice Issued	43	6.7%	3,031	3.3%
3.	ITIN Notice Issued	1	0.2%	451	0.5%
4.	EIN Notice Issued	202	31.3%	18,358	20.2%
5.	Total Reviewed	646	100%	90,915	100%

The CAO reviews the documentation that claimants submit in response to the Verification Notice to determine whether it is sufficient to verify identity. The following table contains information on the number of Verification Notices issued, the number of claimants whose identities the CAO has verified after claimant response to the Notice, and the average time

in days for claimants to provide documentation sufficient to verify the claimant's identity after the CAO issued the Notice.

Table 5. Identity Incompleteness Activity.					
	Notice Type	Notices Issued	Number Cured	Percentage Cured	Days to Cure
1.	SSN Notice	3,031	2,314	76.3%	54
2.	ITIN Notice	451	385	85.4%	31
3.	EIN Notice	18,358	15,176	82.7%	34
4.	Total Issued	21,840	17,875	81.8%	39

When a claimant submits a Subsistence claim stating that he or she fished or hunted to sustain his or her basic personal and/or family's dietary needs, the CAO verifies the identities of the claimed family members. To do so, the CAO attempts to match each claimed family member's name and TIN to ensure that the family member exists and that the family member was not deceased prior to or at the time of the Spill or is not an overlapping dependent already identified. The CAO first attempts to match each family member's name and TIN to public records databases through LexisNexis. To date, the CAO has sent 53,780 family members' names and TINs, associated with 20,012 claims, to LexisNexis for verification. If a family member's identity cannot be verified through LexisNexis, the CAO reviews the claim file to determine whether the family member's identity can be verified using information contained within the file. After each family member's identity has been verified or reviewed, the Subsistence team reviews the claim to determine eligibility for payment.

Table 6. Subsistence Family Member Identity Verification Activity.					
		Awaiting Review	Change from Last Report	Reviewed	Change from Last Report
1.	Number of Claims	12	12	9,343	320
2.	Number of Family Members	44	44	38,787	1,501

2. Employer Verification Review (EVR).

The EVR process ensures that all employees of the same business are treated uniformly and that each business is placed in the proper Zone. The review also walks through the analysis necessary to assign the proper NAICS code to a business. The EVR team has completed the EVR analysis for 239,463 businesses and rental properties.

From July 1, 2014, through July 31, 2014, the team completed the EVR process for 4,807 businesses and rental properties, and 3,682 business and rental properties were identified for review. The CAO continues to review new businesses and rental properties on a first-in, first-out basis.

3. Exclusions.

The Exclusions review process ensures that claims and claimants excluded under the Settlement Agreement are appropriately denied. The Exclusions team guides the reviewers and the EVR team when questions arise during the Exclusion review. Table 7 below shows the number of Denial Notices issued to date for each Exclusion Reason and the team responsible for making such a determination.

Table 7. Exclusions.				
	Exclusion Reason	Team Responsible	Denial Notices Since Last Report	Total Denial Notices
1.	GCCF Release	Exclusions	9	7,584
2.	BP/MDL 2179 Defendant		0	384
3.	US District Court for Eastern District of LA		0	22
4.	Not a Member of the Economic Class	Claims Reviewers	93	330
5.	Bodily Injury		0	6
6.	BP Shareholder		0	8
7.	Transocean/Halliburton Claim		0	0
8.	Governmental Entity	Claims Reviewers/ EVR	8	815
9.	Oil and Gas Industry		52	1,134
10.	BP-Branded Fuel Entity		127	169

Table 7. Exclusions.				
	Exclusion Reason	Team Responsible	Denial Notices Since Last Report	Total Denial Notices
11.	Menhaden Claim	EVR	0	18
12.	Financial Institution		53	318
13.	Gaming Industry		3	731
14.	Insurance Industry		16	205
15.	Defense Contractor		0	387
16.	Real Estate Developer		102	350
17.	Trust, Fund, Financial Vehicle		2	17
18.	Total Denial Notices from Exclusions		465	12,478

4. Claimant Accounting Support Reviews.

A special team handles Claimant Accounting Support (CAS) reviews. CAS reimbursement is available under the Settlement Agreement for IEL, BEL, and Seafood claims. After a claim has been determined to be payable and the Compensation Amount has been calculated, the CAS team reviews accounting invoices and CAS Sworn Written Statements submitted by the claimant. Table 8 includes information on the number of CAS reviews the CAO has completed to date, whether the Accounting Support documentation was complete, and the dollar amounts reimbursed for each Claim Type.

Table 8. Claimant Accounting Support Reviews.									
	Claim Type	CAS Review Result				Total CAS Reviews		CAS Dollar Amount Reimbursed	
		Complete		Incomplete		Since Last Report	Total to Date	Since Last Report	Total to Date
		Since Last Report	Total to Date	Since Last Report	Total to Date				
1.	BEL	201	10,751	59	1,152	260	11,903	\$239,040.57	\$15,892,020.88
2.	IEL	25	2,972	46	527	71	3,499	\$2,416.52	\$356,479.46
3.	Seafood	7	3,898	4	792	11	4,690	\$3,502.40	\$1,585,289.27
4.	TOTAL	233	17,621	109	2,471	342	20,092	\$244,959.49	\$17,833,789.61

5. Quality Assurance Review.

The Quality Assurance (QA) process addresses three fundamental needs of the Settlement Program: (a) it ensures that all claims reviewed within the system environment are reviewed in accordance with the provisions of the Settlement Agreement by targeting anomalous claim results through data metrics analysis; (b) it provides a mechanism to monitor reviewer performance and the tools necessary to efficiently and effectively provide feedback to reviewers; and (c) it identifies areas of review resulting in high discrepancy rates that require retraining or refined review procedures and data validations.

The CAO has implemented a reviewer follow-up process for all claim types reviewed within the system environment. The CAO provides daily follow-up to reviewers in the event a QA review of a particular claim produces a result different than that of the original review. The CAO also has a report that identifies specific reviewers who may require retraining and reveals whether there are issues that warrant refresher training for all reviewers. Table 9 shows, by Claim Type, the number of claims identified for QA review through the system of record database QA process, as well as the number of QA reviews that have been completed, the number in progress, and the number awaiting review.

Table 9. Quality Assurance Reviews.⁷

⁷ Table 9 only includes system generated data that arise from Quality Assurance reviews of initial claim reviews that are performed within the confines of the system environment. Separate from the initial claim review, there are numerous ancillary steps within the overall claim review process in which Quality Assurance activities and measures are performed outside of the system environment.

	Claim Type	Total Claims Needing QA To Date	QA Reviews Completed	% of QA Reviews Completed	QA Reviews in Progress	Claims Awaiting QA Review	QA Reviews Completed Since Last Report
1.	Seafood	25,370	25,242	99.5%	93	35	21
2.	IEL	32,116	29,414	91.6%	738	1,964	716
3.	BEL	30,413	27,705	91.1%	333	2,375	1,192
4.	Start-Up BEL	2,399	2,195	91.5%	81	123	65
5.	Failed BEL	2,250	2,166	96.3%	9	75	35
6.	Coastal RP	21,372	21,356	99.9%	9	7	231
7.	Wetlands RP	6,180	6,056	98.0%	112	12	869
8.	RPS	933	931	99.8%	2	0	9
9.	Subsistence	40,735	27,877	68.4%	1,046	11,812	1,013
10.	VoO	7,902	7,893	99.9%	0	9	14
11.	VPD	1,506	1,502	99.7%	0	4	11
12.	TOTAL	171,176	152,337	89.0%	2,423	16,416	4,176

6. Claim Type Review Details.

Table 10 provides information, by Claim Type, on the number of claims filed, the number of claims that have been reviewed to Notice, the number of claims remaining to be reviewed to Notice, and the number of claims reviewed to either a Notice or “Later Notice” to date. Table 10 divides the claims reviewed to a “Later Notice” into separate sections: (1) claims receiving a Notice based on CAO review following the submission of additional materials by a claimant in response to an Incompleteness Notice, and (2) claims receiving a Notice following a Reconsideration review conducted by the CAO.

Table 10. Throughput Analysis of Claims Filed and Notices Issued.								
A. Claims Reviewed to First Notice								
Claim Type	Status of All Claims Filed			Productivity From 7/1/14 Through 7/31/14				
	Total Claims Filed To Date	Reviews Completed to Notice or Closed	Claims Remaining to Review	New Claims Filed	Avg. Daily Claims Filed	Reviews Completed to First Notice	Avg. Daily Reviews to First	

Table 10. Throughput Analysis of Claims Filed and Notices Issued.

										Notice
1.	Seafood	24,724	24,418	98.8%	306	1.2%	1	<1	5	<1
2.	IEL	43,265	39,644	91.6%	3,621	8.4%	242	8	417	13
3.	IPV/FV	288	274	95.1%	14	4.9%	4	<1	4	<1
4.	BEL	102,275	59,186	57.9%	43,089	42.1%	755	24	3,075	99
5.	Start-Up BEL	5,581	4,091	73.3%	1,490	26.7%	40	1	85	3
6.	Failed BEL	3,781	2,956	78.2%	825	21.8%	28	<1	96	3
7.	Coastal RP	36,359	35,891	98.7%	468	1.3%	283	9	401	13
8.	Wetlands RP	16,773	7,736	46.1%	9,037	53.9%	173	6	899	29
9.	RPS	1,654	1,630	98.5%	24	1.5%	14	<1	14	<1
10.	Subsistence	37,889	14,068	37.1%	23,821	62.9%	211	7	351	11
11.	VoO	8,761	8,708	99.4%	53	0.6%	2	<1	9	<1
12.	VPD	1,442	1,400	97.1%	42	2.9%	4	<1	1	<1
13.	TOTAL	282,792	200,002	70.7%	82,790	29.3%	1,757	57	5,357	173

B. Claims Reviewed to Later Notice

	Claim Type	Initial or Preliminary Incompleteness Response			Follow-Up Incompleteness Responses			Requests for Reconsideration		
		Total Responses	Claims with Later Notice	Remaining Claims	Total Responses	Claims with Later Notice	Remaining Claims	Total Requests	Claims with Later Notice	Remaining Claims
1.	Seafood	5,927	5,454	473	2,845	2,606	239	3,728	3,418	310
2.	IEL	17,122	14,629	2,493	8,456	6,890	1,566	5,349	4,616	733
3.	IPV/FV	98	95	3	34	33	1	38	37	1
4.	BEL	32,852	18,508	14,344	13,138	7,054	6,084	5,457	3,150	2,307
5.	Start-Up BEL	2,390	1,711	679	1,408	831	577	554	289	265
6.	Failed BEL	1,018	797	221	634	406	228	507	325	182
7.	Coastal RP	5,487	5,359	128	1,585	1,531	54	1,930	1,873	57
8.	Wetlands RP	401	281	120	87	60	27	538	399	139
9.	RPS	312	301	11	110	103	7	207	203	4
10.	Subsistence	5,943	1,587	4,356	1,535	348	1,187	388	170	218
11.	VoO	940	924	16	403	385	18	629	620	9
12.	VPD	783	748	35	361	342	19	255	243	12
13.	TOTAL	73,273	50,394	22,879	30,596	20,589	10,007	19,580	15,343	4,237

C. Claim Payments.**1. Notices and Payments.**

Tables 4 and 5 of the Public Report attached in Exhibit A provide detail on the notices and payments issued to date. As of July 31, 2014, the CAO has issued 69,367 Eligibility Notices to unique claims with Payment Offers totaling \$5.05 billion. As of that date, the CAO has made over \$4.01 billion in payments on 65,484 claims.

2. Claimants in Bankruptcy.

The CAO reviews each claimant who indicates an open bankruptcy on the Registration Form (Debtor Claimant) to determine whether the claimant has submitted sufficient documentation from the applicable bankruptcy court to issue payment. If the CAO determines that the claimant is not a Debtor Claimant per the Procedure for Disposition of Claims by Claimants in Bankruptcy (Proc-445), or if the claimant submits sufficient documentation for the CAO to issue payment on all active claims, the CAO will remove the Bankruptcy Hold.

Table 11 provides information about the status of claimants identified as Debtor Claimants, including information on notices issued to those claimants.

Table 11. Claimants in Bankruptcy.			
1.	Identified Claimants in Bankruptcy	Total	Change Since Last Report
(a)	Claimants with Active Bankruptcy Holds	1,918	+9
(b)	Claimants with Removed Bankruptcy Holds	956	0
2.	Bankruptcy Notices Issued	Total	Change Since Last Report
(a)	Debtor Claimant in Bankruptcy Notices	344	+1
(b)	Bankruptcy Trustee Communication Notices	74	+3
(c)	Bankruptcy Trustee Informational Notices	61	+2

D. Re-Reviews, Reconsiderations, and Appeals.

1. Re-Reviews and Outcomes.

The CAO implemented a Re-Review process beginning on January 18, 2013, that provides claimants with the opportunity to request a Re-Review of their claim within 30 days of the issuance of an Eligibility or Denial Notice if the claimant has additional documentation not previously submitted to support its claim. Following a Re-Review, claimants receive a Post Re-Review Notice, from which they may then request Reconsideration if they wish. To date, there have been 74,471 Eligibility or Denial Notices issued from which claimants can or could seek Re-Review. Of those, 2,234 are still within the 30-day window to seek Re-Review and Re-Review has not yet been requested, leaving 72,237 claims for which the window to seek Re-Review has passed. Of those, claimants have requested Re-Review of 5,089 claims. Thus, the rate of Re-Review from all final determinations is 7.0%. The rate of Re-Review from Eligibility Notices is 4.2%, while the rate of Re-Review from Denial Notices is 14.0%.

Table 12 summarizes the Re-Reviews the CAO has completed, the number of Post Re-Review Notices the CAO has issued, and whether the outcome of the Re-Review resulted in an award that was higher than (↑), lower than (↓), or the same as (↔) the outcome previously issued. The table also includes information on whether an original Exclusion Denial was confirmed or overturned on Re-Review.

Table 12. Re-Reviews.			
A. Re-Review Requests and Reviews			
	Claim Type	Requests Received To	Reviews Completed To Date

Table 12. Re-Reviews.

		Date	Total	Completed Since Last Report	Average Weekly Reviews
1.	Seafood	826	815	13	11
2.	IEL	756	714	8	9
3.	IPV/FV	11	11	0	<1
4.	BEL	1,615	1,493	41	19
5.	Start-Up BEL	117	112	5	1
6.	Failed BEL	152	142	6	2
7.	Coastal RP	952	949	22	12
8.	Wetlands RP	319	307	19	4
9.	RPS	87	87	0	1
10.	Subsistence	144	106	8	1
11.	VoO	59	59	2	<1
12.	VPD	51	49	1	<1
13.	TOTAL	5,089	4,844	125	63

B. Re-Review Notices Issued

	Claim Type	Notices Issued or Claims Closed		Outcome of Re-Review Notice				
		Total to Date	Weekly Average	Compensation Amount for Eligible Claims			Exclusions/Denials	
				↑	↓	↔	Confirmed	Overtured
1.	Seafood	750	10	403	33	222	89	3
2.	IEL	656	9	154	56	217	223	6
3.	IPV/FV	11	<1	0	0	0	11	0
4.	BEL	1,127	15	253	49	83	732	10
5.	Start-Up BEL	71	<1	16	3	5	46	1
6.	Failed BEL	107	1	1	4	0	102	0
7.	Coastal RP	918	12	44	5	112	726	31
8.	Wetlands RP	226	3	10	7	18	190	1
9.	RPS	87	1	1	0	3	70	13
10.	Subsistence	59	<1	20	4	7	28	0
11.	VoO	56	<1	7	5	17	25	2
12.	VPD	46	<1	20	0	13	12	1
13.	TOTAL	4,114⁸	53	929	166	697	2,254	68

⁸ The number of Notices issued lags behind the number of reviews completed for several reasons: (1) There is a 36-hour lag time between when a review is completed and when the Notice is issued for quality assurance purposes; (2) Many claims require processing ancillary to the review of the claim before a notice can be issued, such as Employer Verification or Prior Payment Analysis; and (3) Notice issuance may be delayed by a change in address, attorney, or other claimant-initiated changes.

2. Reconsideration Reviews and Outcomes.

To date, there have been 146,261 Eligibility, Denial, or Incompleteness Denial Notices issued from which claimants can or could seek Reconsideration. Of those, 4,902 are still within the 30 day window to seek Reconsideration and Reconsideration has not yet been requested, leaving 141,359 claims for which the window to seek Reconsideration has passed. Of those, claimants have requested Reconsideration of 19,580 claims. Thus, the rate of Reconsideration from all final determinations is 13.9%. The rate of Reconsideration from Eligibility Notices is 5.4%, while the rate of Reconsideration from Denial and Incompleteness Denial Notices is 23.0%.

Table 13 summarizes the Reconsiderations the CAO has completed, the number of Post-Reconsideration Notices the CAO has issued, and whether the outcome of the Reconsideration review resulted in an award that was higher than (↑), lower than (↓), or the same as (↔) the outcome previously issued. The table also includes information on whether an original Exclusion Denial was confirmed or overturned on Reconsideration.

Table 13. Reconsideration.					
A. Reconsideration Requests and Reviews					
	Claim Type	Requests Received To Date	Reviews Completed To Date		
			Total	Completed Since Last Report	Average Weekly Reviews
1.	Seafood	3,728	3,549	19	36
2.	IEL	5,349	4,958	126	51
3.	IPV/FV	38	37	1	<1
4.	BEL	5,457	4,235	378	43
5.	Start-Up BEL	554	433	30	4
6.	Failed BEL	507	449	33	5
7.	Coastal RP	1,930	1,896	70	19
8.	Wetlands RP	538	488	32	5
9.	RPS	207	207	6	2
10.	Subsistence	388	264	38	3

Table 13. Reconsideration.								
11.	VoO			629	625	3	6	
12.	VPD			255	252	3	3	
13.	TOTAL			19,580	17,393	739	178	
B. Reconsideration Notices Issued								
	Claim Type	Notices Issued or Claims Closed		Outcome of Reconsideration Notice				
		Total to Date	Weekly Average	Compensation Amount for Eligible Claims			Exclusions/Denials	
				↑	↓	↔	Confirmed	Overtured
1.	Seafood	3,418	33	767	150	481	1,693	327
2.	IEL	4,616	45	134	99	365	2,935	1,083
3.	IPV/FV	37	<1	0	0	0	36	1 ⁹
4.	BEL	3,150	31	314	108	221	1,362	1,145
5.	Start-Up BEL	289	3	10	11	13	94	161
6.	Failed BEL	325	3	1	5	2	250	67
7.	Coastal RP	1,873	18	95	22	395	1,131	230
8.	Wetlands RP	399	4	23	1	31	322	22
9.	RPS	203	2	1	0	4	180	18
10.	Subsistence	170	2	2	0	2	144	22
11.	VoO	620	6	58	6	122	378	56
12.	VPD	243	2	48	4	17	108	66
13.	TOTAL	15,343¹⁰	150	1,453	406	1,653	8,633	3,198

3. Appeals.

(a) BP Appeals.

⁹ In July, one claimant requested Reconsideration of his/her IPV/FV Denial for a second time, and the Denial was confirmed. For this reason, the claim has moved from Overtured Denial to Confirmed Denial, in Section B of Table 13; therefore, the number of Overtured IPV/FV Denials has decreased by one as compared to the figure within Court Status Report No. 23.

¹⁰ The number of Notices issued lags behind the number of reviews completed for several reasons: (1) There is a 36-hour lag time between when a review is completed and when the Notice is issued for quality assurance purposes; (2) Many claims require processing ancillary to the review of the claim before a notice can be issued, such as Employer Verification or Prior Payment Analysis; and (3) Notice issuance may be delayed by a change in address, attorney, or other claimant-initiated changes.

To date, the CAO has issued 19,184 Eligibility Notices that meet or exceed the threshold amount rendering them eligible for appeal by BP. Of those, 140 Notices are still within the timeframe in which BP can file an appeal and BP has not yet done so, leaving 19,044 Notices that BP has either appealed or for which the deadline for BP to file an appeal has passed. Of those 19,044 Notices, BP has filed 3,973 appeals, a 20.9% appeal rate. Table 14 provides summary information on the status of BP appeals.

Table 14. Status of BP Appeals.¹¹				
A. Appeal Filing/Resolution				
	Status	As of Last Report	Since Last Report¹²	Total
1.	BP Appeals Filed	3,955	18	3,973
2.	Resolved Appeals	2,494	1,221	3,715
(a).	Resolved by Panel Decision	1,555	-119	1,436
(b).	Resolved by Parties	390	18	408
(c).	Remand to Claims Administrator	127	-44	83
(d).	Administratively Closed	8	0	8
(e).	Withdrawn	274	0	274
(f).	Inactive Under Reconsideration/Re-Review	140	0	140
(g).	Return for Review Under Policy 495	0	1,366	1,366
B. Pending Appeals				
1.	In "Baseball" Process			169
2.	Submitted to Panel			49
3.	Under Discretionary Court Review			40
4.	TOTAL PENDING			258

(b) Claimant Appeals.

¹¹ According to Court Status Report No. 23, the appeal status for two BP appeals was listed as "Remand to Claims Administrator," which appeals the CAO has since characterized as "Submitted to Panel"; the appeal status for five BP appeals was listed as "Under Discretionary Court Review", four of which appeals the CAO has since characterized as "Inactive Under Reconsideration/Re-Review", and one of which appeals the CAO has since characterized as "Withdrawn." The CAO revised the "As of Last Report" figures in this Court Status Report No. 24 accordingly.

¹² Table 14 in Court Status Report No. 24 has been affected by the Court Order requiring the CAO to return claims previously appealed for matching issues to the Settlement Program for review under Policy 495, which accounts for the large increase in Resolved Appeals and the negative variances within this Table.

Before a claimant may file an appeal, the claimant must request Reconsideration and receive a Post-Reconsideration Eligibility or Denial Notice. To date, the CAO has issued 7,622 Post-Reconsideration Eligibility and Denial Notices. Of those, 103 Notices are still within the timeframe in which the claimant can file an appeal and the claimant has not yet done so, leaving 7,519 Notices that the claimant has either appealed or for which the deadline for the claimant to file an appeal has passed. Of those 7,519 Notices, claimants have filed 1,362 appeals, an 18.1% appeal rate. Of the 1,362 claimant appeals, 830 are appeals of Post-Reconsideration Denial Notices, while 532 are appeals of Post-Reconsideration Eligibility Notices. Table 15 provides summary information on the status of Claimant Appeals.

Table 15. Status of Claimant Appeals.¹³				
A. Appeal Filing/Resolution				
	Status	As of Last Report	Since Last Report	Total
1.	Claimant Appeals Filed	1,341	21	1,362
2.	Resolved Appeals	1,047	63	1,110
(a).	Resolved by Panel Decision	853	33	886
(b).	Resolved by Parties	83	2	85
(c).	Remand to Claims Administrator	31	-1	30
(d).	Administratively Closed	42	3	45
(e).	Withdrawn	38	0	38
(f).	Return for Review Under Policy 495	0	26	26
A. Pending Appeals				
1.	In “Baseball” Process			42
2.	In “Non-Baseball” Process			65
3.	Submitted to Panel			88
4.	Under Discretionary Court Review			57
5.	TOTAL PENDING			252

(c) Resolved Appeals.

¹³ According to Court Status Report No. 23, the appeal status for one Claimant appeal was listed as “Remand to Claims Administrator,” which appeal the CAO has since characterized as “Submitted to Panel”, and one Claimant appeal with an appeal status of “Resolved by Panel Decision” was not included in the count. The CAO revised the “As of Last Report” figures in this Court Status Report No. 24 accordingly.

As reported in the tables above, 4,825 appeals have been resolved. Table 16 provides a summary of these resolved appeals by Claim Type. The comparison between the Post-Appeal award amount and the award amount within the original notice does not take into consideration the 5.0% increase in compensation that a claimant who prevails upon appeal receives.

Table 16. Outcome After Appeal.

Table 16. Outcome After Appeal.												
Claim Type		Appeals Settled or Decided by Panel						Withdrawn	Admin. Closed	Inactive Under Recon./Re-Review	Return for Review Under Policy 495	Total
		Compensation Amount Following Appeal Compared to That of Original Notice										
		Higher	Lower	Same	Denial Upheld	Denial Over-turned	Remand					
1.	Seafood	71	19	149	40	2	20	50	7	9	0	367
2.	IEL	23	57	91	85	9	37	12	18	6	0	338
3.	IPV/FV	0	0	0	1	1	0	0	1	0	0	3
4.	BEL	54	443	1,057	158	48	37	202	9	109	1,392	3,509
5.	Coastal RP	36	1	22	97	4	1	8	7	0	0	176
6.	Wetlands RP	3	1	4	34	3	0	3	2	16	0	66
7.	RPS	0	5	14	36	1	0	2	2	0	0	60
8.	Subsistence	0	0	0	0	0	0	0	3	0	0	3
9.	VoO	16	31	46	55	19	6	27	4	0	0	204
10.	VPD	2	28	31	18	0	12	8	0	0	0	99
11.	TOTAL	205	585	1,414	524	87	113	312	53	140	1,392	4,825

(d) Incompleteness Appeals.

The Appeal for Insufficient Documentation (Incompleteness Appeal) allows Economic Class Members to have their claims reviewed by a separate Documentation Reviewer when the CAO denies their claims because of insufficient documentation. The Documentation Reviewer reviews the claimant's documentation to determine whether the Program correctly denied the claim.

Before sending the claim to the Documentation Reviewer, the CAO reviews the appeal request along with any newly submitted documents. If the claimant has submitted the requested

documentation and cured the incompleteness, the CAO issues the appropriate Notice. If the claimant still has not submitted the requested documentation, the CAO sends the claim to the Documentation Reviewer for review.

Before a claimant may file an appeal of an Incompleteness Denial, the claimant must request Reconsideration and receive a Post-Reconsideration Incompleteness Denial Notice. To date, the CAO has issued 4,414 Post-Reconsideration Incompleteness Denial Notices. Of those, 192 Notices are still within the timeframe in which the claimant can file an appeal, leaving 4,222 Notices for which the claimant's appeal deadline has passed. Of the 4,222 Notices eligible for appeal, 2,093 (49.6%) appeal requests have been filed. Table 17 provides summary information on the status of Incompleteness Appeals.

Table 17. Incompleteness Appeals.				
A. Incompleteness Appeal Filing/Resolution				
	Status	As of Last Report	Since Last Report	Total
1.	Incompleteness Appeals Filed	2,013	80	2,093
2.	Appeals Resolved	1,593	38	1,631
(a).	Withdrawn/Closed Claims	13	0	13
(b).	Cured	235	21	256
(c).	Incompleteness Denial Affirmed	1,309	13	1,322
(d).	Incompleteness Denial Overturned	36	4	40
B. Pending Incompleteness Appeals				
3.	In Pre-Documentation Reviewer Process		399	
4.	Currently Before Documentation Reviewer		63	
5.	TOTAL PENDING		462	

As reported in Table 17 above, 1,631 Incompleteness Appeals have been resolved.

II. SETTLEMENT PROGRAM LEGAL DEVELOPMENTS

A. Approval of the DWH Economic and Property Settlement Agreement

The District Court issued an order on December 21, 2012, certifying the Economic and Property Settlement Class and granting final approval of the Settlement Agreement after addressing and rejecting each of the Objectors' arguments. The Objectors appealed the District Court's order citing various provisions of Rule 23 and requested that the Fifth Circuit remand with instructions to withdraw approval of the Settlement Agreement and to decertify the class. Additionally, BP argued on appeal that two Policy Announcements issued by the Claims Administrator regarding the interpretation and application of the Settlement Agreement had subsequently brought the Settlement Agreement into violation of Rule 23, the Rules Enabling Act, and Article III of the U.S. Constitution.

A three judge panel for the Fifth Circuit Court of Appeals considered each of the arguments presented by the Objectors and BP. On January 10, 2014, the Fifth Circuit affirmed by a 2-1 majority the District Court's order approving the Settlement Agreement and certifying the class. On January 21, 2014, BP filed a petition for rehearing en banc of the Appeal Panel's decision. Moreover, in January, the Objectors filed various petitions for rehearing en banc or for panel rehearing. The Court dismissed these petitions on May 19, 2014. The time to seek relief from the United States Supreme Court, however, had not yet passed as of July 31, 2014.¹⁴

B. Court-Ordered BEL Claim Suspension.

BP appealed the District Court's March 5, 2013 order affirming the Claims Administrator's interpretation of the Settlement Agreement that the BEL framework does not require the matching of revenues and expenses within claimant-submitted profit and loss statements. On October 2, 2013, the Fifth Circuit Court of Appeals reversed the District Court's ruling and remanded the case to the District Court for further consideration. The District Court

¹⁴ BP filed a petition for writ of certiorari with regard to this issue on August 1, 2014.

immediately entered an order to suspend the issuance of any final determination notices or payments on all BEL claims, including Start-Up and Failed BEL claims, until the Court could create an appropriately narrowly-tailored preliminary injunction.

1. Dissolution of Injunction Continuing BEL Claim Suspension.

After the District Court issued its preliminary injunction on October 18, 2013, BP filed an emergency motion objecting to the District Court's holding that causation was not an issue that the Court would address on remand. The District Court issued an amended preliminary injunction on December 5, 2013, that ordered the CAO to temporarily suspend the issuance of final determination notices and payments to BEL claims until the Court resolved the BEL issues that were the subject of the remand.

On December 24, 2013, the District Court addressed the issues that the Fifth Circuit had placed on remand. It reversed its previous holding that the Settlement Agreement does not require the matching of revenues and expenses, and remanded the matter to the CAO with instructions to adopt and implement an appropriate protocol or policy for handling BEL claims in which the claimant's financial records do not match revenues with corresponding variable expenses. Further, the District Court found that whether a business economic loss is "as a result of" the Deepwater Horizon Incident for purposes of the Settlement is determined exclusively by Settlement Agreement Exhibit 4B.

BP appealed the District Court's holding, and, on March 3, 2014, the Fifth Circuit Court of Appeals affirmed the District Court's December 24, 2013 holding, but ordered that the injunction remain in place until the Fifth Circuit issued its mandate. On May 28, 2014, the Fifth Circuit issued its mandate, affirming the December 24, 2013 holding of the District Court and vacating the injunction prohibiting payment of BEL claims. On the same day, the District Court issued an order dissolving and vacating the injunction and ordering the Claims Administrator to

resume the processing and payment of BEL claims. Additionally, on May 28, 2014, BP filed an application with the Supreme Court of the United States requesting that the Supreme Court recall and stay the Fifth Circuit's mandate pending the filing and disposition of its petition for a writ of certiorari. The Supreme Court denied BP's application on June 9, 2014.¹⁵

2. CAO Policy 495.

While the Fifth Circuit considered the issue of causation, the CAO continued to develop an appropriate protocol or policy for handling BEL claims in which the claimant's financial records do not match revenues with corresponding variable expenses, as instructed within the District Court's December 24, 2013 order. Pursuant to this instruction, the Claims Administrator developed Policy 495 regarding the Matching of Revenue and Expenses for BEL claims, which details the methodology that the CAO Accounting Vendors will use to perform the requisite matching analyses as required by the Court.

On May 5, 2014, the Court approved Policy 495 and authorized the Settlement Program to immediately implement the processing of BEL claims pursuant to the Policy. The Court, however, left in place for the time its preliminary injunction related to BEL claims. On May 27, 2014, Class Counsel responded, filing a motion requesting the Court alter or amend its Order adopting Policy 495. Class Counsel seeks to limit the matching triggers and policies to Cash Basis claims and to utilize a single methodology for all insufficiently matched claims, rather than selecting the applicable methodology based on a business's industry. The District Court has not yet ruled on Class Counsel's motion.

Subsequent to the Fifth Circuit's issuing its mandate with respect to the injunction on May 28, 2014, on the same day, the District Court issued an Order dissolving and vacating the

¹⁵ BP filed a petition for writ of certiorari with regard to this issue on August 1, 2014.

injunction and directing the Claims Administrator to apply Policy 495 to all BEL claims currently in the claims process at any point short of payment (with some minor exceptions), including the vast majority of those claims in the Appeals Process. At this point, the CAO immediately began the process of issuing payments and final determination notices on BEL claims.

On June 27, 2014, the District Court issued an Order clarifying the process for evaluating claims under appeal following a motion filed by Class Counsel on June 7, 2014. The Court instructed the Appeals Coordinator to present to the Parties the list of BEL claims that the Appeals Coordinator believes does not involve matching. If BP and Class Counsel agree that the claims do not involve the issue of matching, the appeal will go forward on other appeal issues or the Settlement Program will process the claims without further matching analysis. The Court also set forth a procedure for the Appeals Coordinator to follow should the Parties contest the issue of matching. Lastly, the Court instructed the Claims Administrator to promptly pay those claims which had been in the Appeals Process but were compromised between BP and the Claimant.

The CAO continues to process all IEL claims that do not qualify for eligibility solely on the basis of the employer's satisfaction of the BEL revenue-pattern causation requirements. Since the Order dissolving and vacating the injunction, the CAO has been in the process of revising the previously developed and applied measures within the system which addressed all Notices and payments to IEL claimants specifically affected by the Court's injunction.

III. CLAIMANT OUTREACH EFFORTS

The CAO has continued its claimant outreach efforts since the previous Court Status Report as detailed below.

A. Law Firm Contacts.

The Law Firm Contact team continued to service firms by providing statuses, answering questions about notices, and acting as a liaison between reviewers and firms to request additional documentation pertinent to claims review. The team continued to receive a large number of inquiries related to the implementation of Policy 495 and subsequent clarifying instructions related to claims in the appeal process. Firm Contacts continued to participate in outreach for various claim types and program processes, including Identity Verification and Payment.

B. Claimant Communications Center (CCC).

The CCC continued claimant outreach efforts across all claim types and review teams. The CCC continued to participate in established, on-going outreach efforts, including representation status updates, employer verification, deadline relief confirmation, payment incompleteness, and various claim-specific calls for individual damage categories.

C. Claimant Assistance Centers (CACs).

The CACs complete outreach assignments as a secondary task to meeting with claimants and answering DWH-related questions. The CACs continued outreach to claimants who have incomplete claims and who have commenced but have not completed claim forms. Additionally, the CACs continued outreach to claimants who are required to complete a new Form 4506 and/or Form 4506-T. To date, CACs have helped to complete over 120,000 calls for the Claimant Outreach Program.

D. Summary of Outreach Calls.

The table below summarizes some of the Claimant Outreach Program efforts as of July 31, 2014.

Table 18. Outreach Call Volume.

	Location	Calls Made	Incomplete Claims Affected	Claims With New Docs After Call	% of Claims With New Docs After Call	Claimants Visiting CAC After Call	% of Claimants Visiting CAC After Call
1.	BrownGreer	121,051	32,742	26,112	79.8%	12,274	37.5%
2.	Garden City Group	71,736	8,642	6,474	74.9%	664	7.7%
3.	P&N	47,773	11,752	10,674	90.8%	221	1.9%
4.	PwC	813	360	351	97.5%	10	2.8%
5.	TOTAL	241,373	53,496	43,611	81.5%	13,169	24.6%

IV. CONCLUSION

The Claims Administrator offers this Report to ensure that the Court is informed of the status of the Program to date. If the Court would find additional information helpful, the Claims Administrator stands ready to provide it at the Court's convenience.

/s/ Patrick Juneau
PATRICK A. JUNEAU
CLAIMS ADMINISTRATOR

CERTIFICATE OF SERVICE

I hereby certify that the above and foregoing pleading has been served on All Counsel by electronically uploading the same to LexisNexis File & Serve in accordance with Pretrial Order No. 12, and that the foregoing was electronically filed with the Clerk of Court of the United States District Court for the Eastern District of Louisiana by using the CM/ECF System, which will send a notice of electronic filing in accordance with the procedures established in MDL 2179, on this 29th day of August, 2014.

 /s/ Patrick Juneau
PATRICK A. JUNEAU
CLAIMS ADMINISTRATOR

Claims Administrator Patrick Juneau has announced that the Settlement Program began issuing payments on July 31, 2012, and has been issuing outcome Notices since July 15, 2012. The Program will issue Notices on a rolling basis as we complete reviews, and they will include Eligibility Notices, Incompleteness Notices, and Denial Notices. Each Notice will provide information explaining the outcome. We will post Notices on the secure DWH Portal for any law firm or unrepresented claimant who uses the DWH Portal. We will notify firms and unrepresented claimants by email at the end of each day if we have posted a Notice that day. Firms and unrepresented claimants may then log onto the DWH Portal to see a copy of the Notice(s). Law Firms or claimants who do not use the DWH Portal will receive Notices in the mail. Claimants who receive an Eligibility Notice and qualify for a payment will receive that payment after all appeal periods have passed, if applicable, and the claimant has submitted all necessary paperwork, including a fully executed Release and Covenant Not to Sue.

Table 1		Filings by State of Residence								
		State	Registration Forms				Claims			
			Form Begun	Form Submitted	Total	%	Form Begun	Form Submitted	Total	%
1.	Alabama	821	42,102	42,923	18.4%	1,757	50,643	52,400	17.7%	
2.	Florida	2,084	76,146	78,230	33.6%	5,354	83,969	89,323	30.2%	
3.	Louisiana	1,591	53,444	55,035	23.6%	2,364	74,625	76,989	26.1%	
4.	Mississippi	552	29,730	30,282	13.0%	1,015	33,834	34,849	11.8%	
5.	Texas	255	11,676	11,931	5.1%	533	16,422	16,955	5.7%	
6.	Other	1,044	13,339	14,383	6.2%	1,469	23,299	24,768	8.4%	
7.	Total	6,347	226,437	232,784	100.0%	12,492	282,792	295,284	100.0%	

Chart 1: Filings by State of Residence

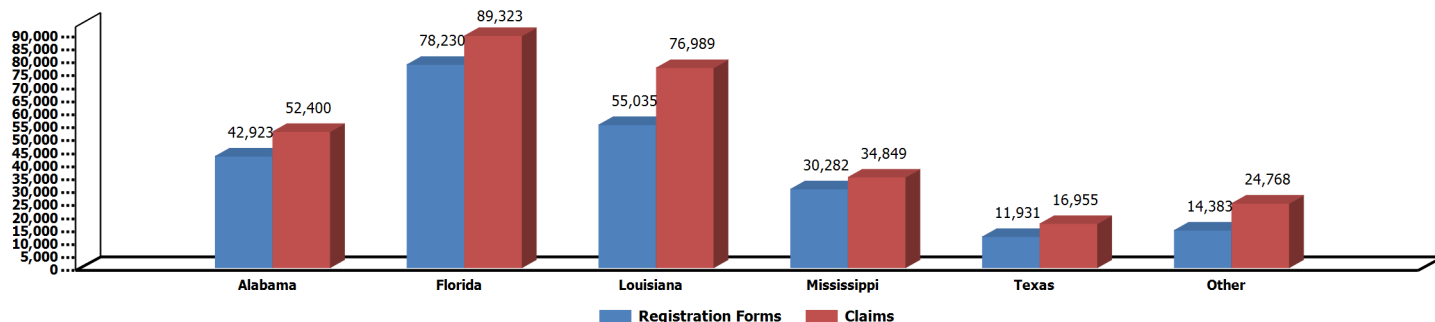
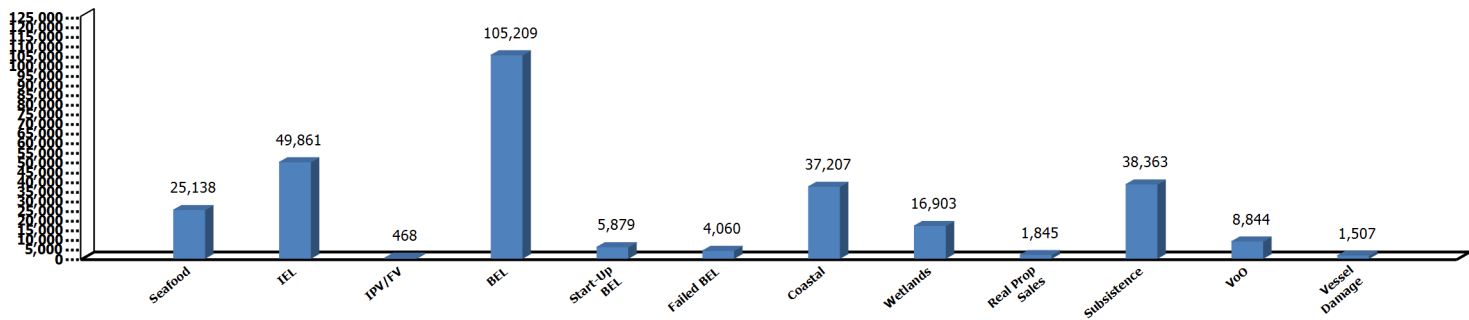


Table 2		Number of Claims by Claim Type					
		Claim Type	Claims				Unique Claimants with Form Submitted
			Form Begun	Form Submitted	Total	%	
1.	Seafood Compensation Program	414	24,724	25,138	8.5%	10,493	
2.	Individual Economic Loss	6,596	43,265	49,861	16.9%	42,221	
3.	Individual Periodic Vendor or Festival Vendor Economic Loss	180	288	468	<1%	285	
4.	Business Economic Loss	2,934	102,275	105,209	35.6%	79,941	
5.	Start-Up Business Economic Loss	298	5,581	5,879	2.0%	4,748	
6.	Failed Business Economic Loss	279	3,781	4,060	1.4%	3,381	
7.	Coastal Real Property	848	36,359	37,207	12.6%	25,287	
8.	Wetlands Real Property	130	16,773	16,903	5.7%	3,564	
9.	Real Property Sales	191	1,654	1,845	<1%	1,307	
10.	Subsistence	474	37,889	38,363	13.0%	37,805	
11.	VoO Charter Payment	83	8,761	8,844	3.0%	6,185	
12.	Vessel Physical Damage	65	1,442	1,507	<1%	1,228	
13.	Total	12,492	282,792	295,284	100.0%	198,846	

Chart 2: Number of Claims by Claim Type



Filings by Claimant Assistance Center									
Table 3	Claimant Assistance Center	Registration Forms				Claims			
		Form Begun	Form Submitted	Total	%	Form Begun	Form Submitted	Total	%
1.	Apalachicola, FL	29	1,505	1,534	5.0%	40	2,167	2,207	5.9%
2.	Bay St. Louis, MS	9	608	617	2.0%	29	753	782	2.1%
3.	Bayou La Batre, AL	21	1,021	1,042	3.4%	45	1,126	1,171	3.1%
4.	Biloxi, MS	37	1,531	1,568	5.1%	67	1,973	2,040	5.4%
5.	Bridge City, TX	2	418	420	1.4%	16	791	807	2.2%
6.	Clearwater, FL	75	2,521	2,596	8.4%	353	2,146	2,499	6.7%
7.	Cut Off, LA	12	489	501	1.6%	26	739	765	2.0%
8.	Fort Myers, FL	0	1	1	<1%	0	0	0	0.0%
9.	Fort Walton Beach, FL	9	1,327	1,336	4.3%	45	1,820	1,865	5.0%
10.	Grand Isle, LA	4	144	148	<1%	5	227	232	<1%
11.	Gretna/Harvey, LA	42	2,175	2,217	7.2%	47	2,202	2,249	6.0%
12.	Gulf Shores, AL	18	2,152	2,170	7.1%	67	2,830	2,897	7.7%
13.	Houma, LA	23	807	830	2.7%	41	1,047	1,088	2.9%
14.	Lafitte, LA	6	347	353	1.1%	12	478	490	1.3%
15.	Lake Charles, LA	0	10	10	<1%	1	12	13	<1%
16.	Metairie, LA	0	11	11	<1%	0	11	11	<1%
17.	Mobile, AL	73	7,600	7,673	25.0%	188	8,292	8,480	22.6%
18.	Naples, FL	27	1,378	1,405	4.6%	39	1,284	1,323	3.5%
19.	New Orleans – CBD BG, LA	13	348	361	1.2%	20	359	379	1.0%
20.	New Orleans East, LA	44	2,087	2,131	6.9%	101	2,473	2,574	6.9%
21.	Panama City Beach, FL	21	2,360	2,381	7.7%	97	3,654	3,751	10.0%
22.	Pensacola, FL	27	1,410	1,437	4.7%	71	1,749	1,820	4.9%
23.	Total	492	30,250	30,742	100.0%	1,310	36,133	37,443	100.0%

Chart 3: Number of Claims by Claimant Assistance Center

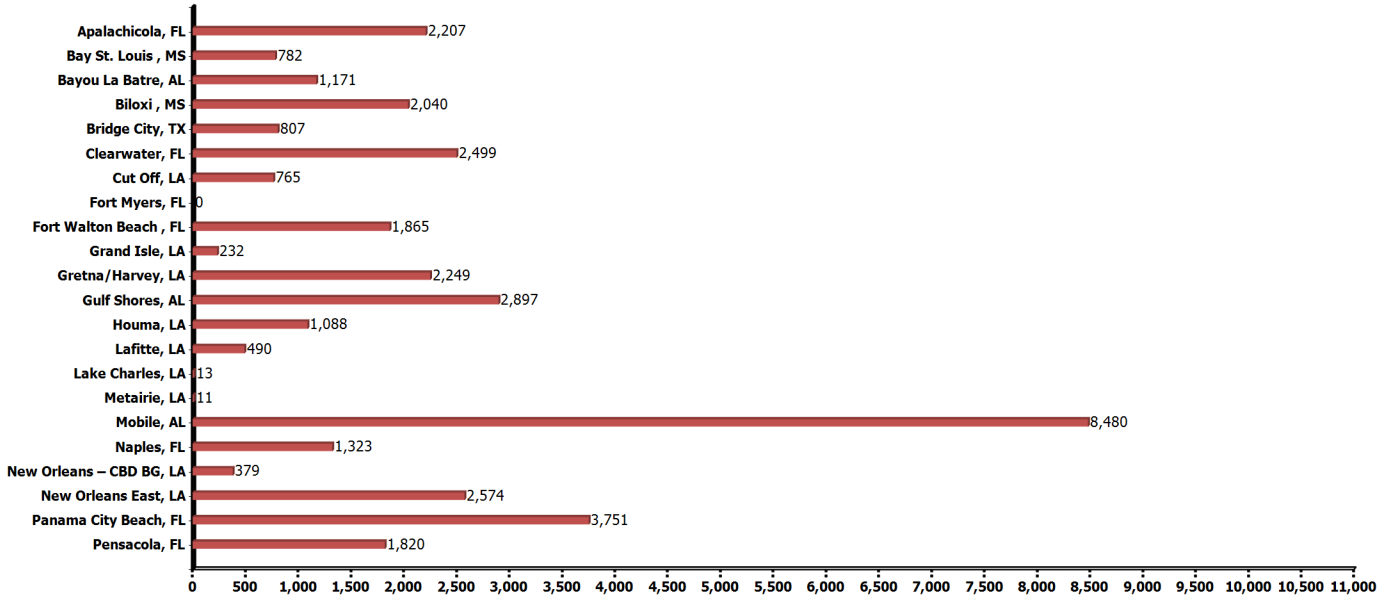


Table 4	Claim Type	Notices Issued											Total Claims Issued Notice
		Eligible - Payable	Eligible - No Payment	Incomplete	Denial					Opt-Outs	Withdrawn	Closed	
					Exclusion Denials	Prior GCCF Release	Causation Denials	Other Denials	Incomplete Denials				
1.	Seafood Compensation Program	9,241	1,118	614	49	2,434	0	494	4,719	1,158	2,524	1,976	24,327
2.	Individual Economic Loss	5,315	1,337	5,676	3,181	1,959	89	999	17,311	704	1,263	3,067	40,901
3.	Individual Periodic Vendor or Festival Vendor Economic Loss	8	0	18	4	23	0	66	122	2	72	25	340
4.	Business Economic Loss	12,977	249	24,883	1,095	546	3,245	481	9,236	783	3,940	1,923	59,358
5.	Start-Up Business Economic Loss	520	18	1,564	58	41	110	35	1,264	91	137	272	4,110
6.	Failed Business Economic Loss	36	21	545	49	91	289	641	786	110	88	314	2,970
7.	Coastal Real Property	25,901	52	213	6	822	0	4,787	1,502	365	397	1,931	35,976
8.	Wetlands Real Property	4,076	11	149	28	67	0	1,836	62	59	164	1,270	7,722
9.	Real Property Sales	705	5	47	4	54	32	533	79	12	64	120	1,655
10.	Subsistence	2,768	45	6,335	18	1,290	0	32	2,356	190	290	671	13,995
11.	VoO Charter Payment	7,011	19	27	16	0	0	597	706	89	66	116	8,647
12.	Vessel Physical Damage	809	21	68	4	0	0	118	221	20	36	93	1,390
13.	Total	69,367	2,896	40,139	4,512	7,327	3,765	10,619	38,364	3,583	9,041	11,778	201,391

Payment Information								
Table 5	Claim Type	Eligibility Notices Issued with Payment Offer		Accepted Offers		Payments Made		
		Number	Amount	Number	Amount	Number	Amount	Unique Claimants Paid
1.	Seafood Compensation Program	9,241	\$1,125,167,831	8,224	\$1,108,543,251	7,902	\$1,091,542,813	4,645
2.	Individual Economic Loss	5,315	\$67,393,337	4,959	\$63,860,298	4,731	\$57,301,741	4,731
3.	Individual Periodic Vendor or Festival Vendor Economic Loss	8	\$77,085	8	\$77,085	8	\$77,085	8
4.	Business Economic Loss	12,977	\$3,093,219,868	12,237	\$2,924,830,753	10,593	\$2,117,864,787	10,131
5.	Start-Up Business Economic Loss	520	\$121,413,922	499	\$114,283,417	468	\$95,956,004	453
6.	Failed Business Economic Loss	36	\$3,460,671	29	\$3,136,118	22	\$1,868,839	22
7.	Coastal Real Property	25,901	\$143,698,598	25,160	\$139,606,071	24,654	\$136,741,659	19,328
8.	Wetlands Real Property	4,076	\$148,987,454	3,909	\$124,683,273	3,567	\$122,369,369	1,221
9.	Real Property Sales	705	\$34,454,321	693	\$33,933,505	682	\$33,463,068	617
10.	Subsistence	2,768	\$21,514,543	2,500	\$19,292,721	2,288	\$16,998,232	2,288
11.	VoO Charter Payment	7,011	\$280,431,737	6,985	\$278,189,810	6,934	\$276,725,511	5,278
12.	Vessel Physical Damage	809	\$12,746,567	799	\$12,611,636	770	\$11,914,307	719
13.	Totals on DWH Releases	69,367	\$5,052,565,932	66,002	\$4,823,047,938	62,619	\$3,962,823,414	46,120
14.	Paid As 40% Payments to Claimants with Transition Payments					2,865	\$47,652,138	2,865
15.	Total Payments:					65,484	\$4,010,475,552	48,985

Appeals Received				
Table 6	Resolved Appeals			
	Appeal Status	BP Appeals	Claimant Appeals	Total Appeals
1.	Resolved by Panel Decision	1,436	886	2,322
2.	Resolved by Parties	408	85	493
3.	Withdrawn	274	38	312
4.	Administratively Closed	8	45	53
5.	Inactive Under Reconsideration/Re-Review	140	0	140
6.	Remand to Claims Administrator	83	30	113
7.	Return for Review under 495	1,366	26	1,392
8.	Total	3,715	1,110	4,825
Pending Appeals				
9.	In "Baseball" Process	169	42	211
10.	In "Non-Baseball" Process	0	65	65
11.	Submitted to Panel	49	88	137
12.	Under Discretionary Court Review	40	57	97
13.	Total	258	252	510
Grand Total				
14.		3,973	1,362	5,335

Chart 4: Registration and Claim Forms Filed by Month

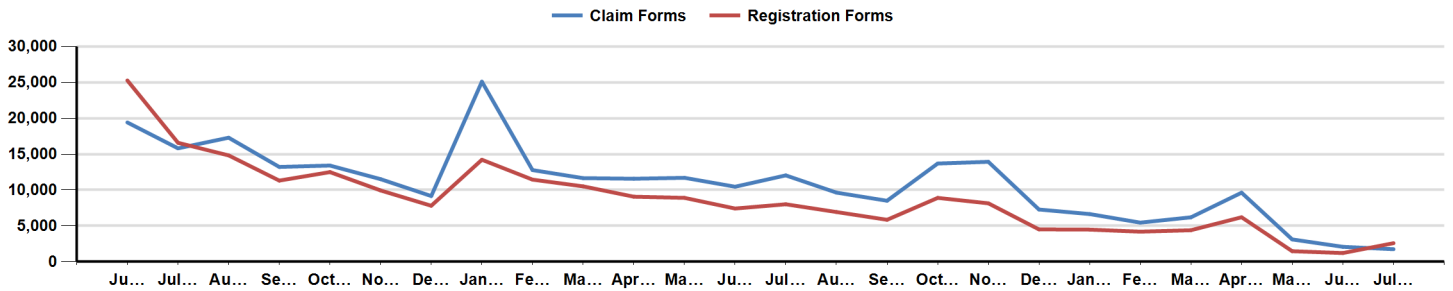


Chart 5: Notices Issued by Month

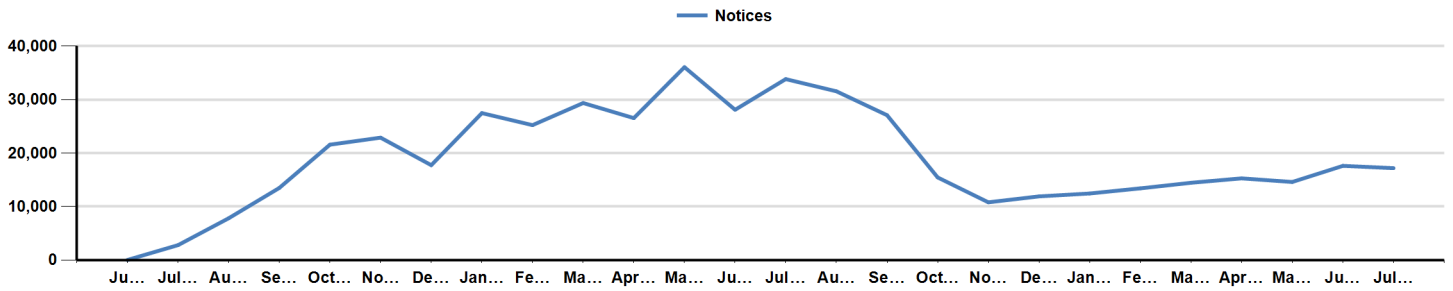


Chart 6: Payments Made by Month

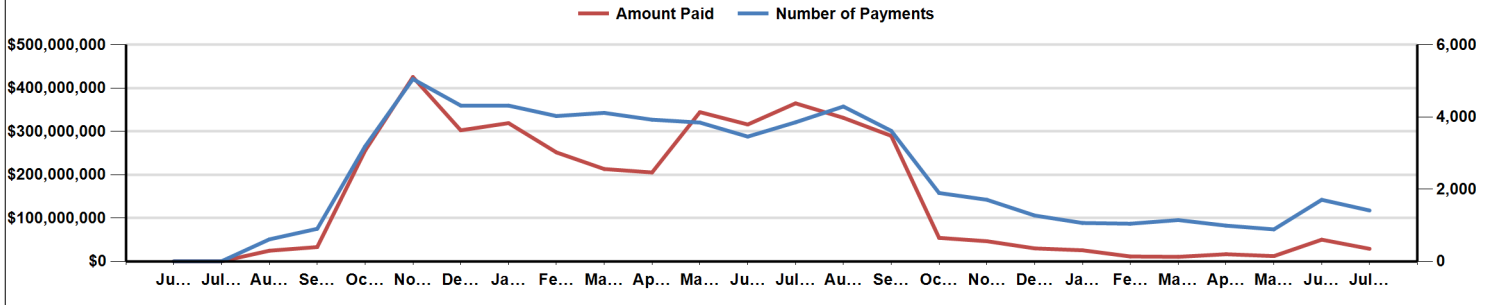
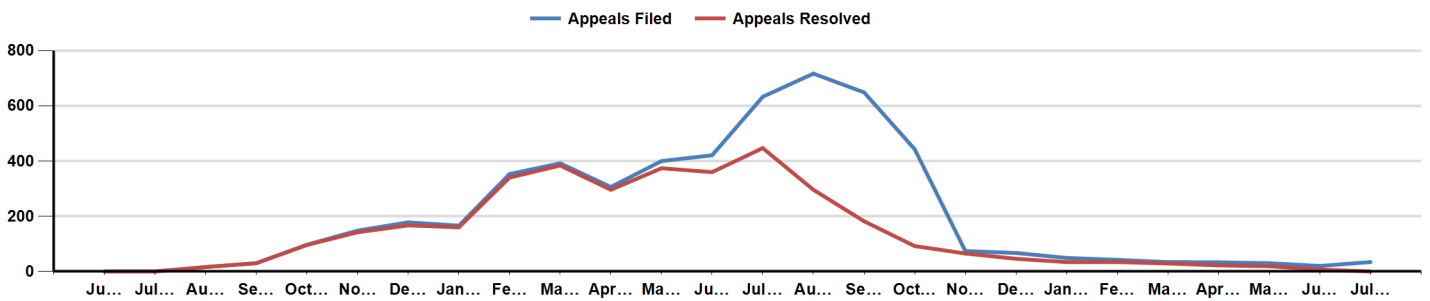


Chart 7: Appeal Resolutions by Month



Legend:

1. Form Begun - Includes electronically filed registration or claim forms for the period of time between the moment a claimant or his attorney has initiated the submission of a form and moment they complete that filing by submitting the electronic signature. This definition also includes hard copy registration or claim forms where the DWH Intake Team is in the process of linking the scanned images and has not yet completed the data entry on that form.
2. Form Submitted - Includes electronically filed registration or claim forms after the claimant or his attorney completes the electronic signature and clicks the submit button. This definition also includes hard copy registration or claim forms where the DWH Intake Team has completed both the linking of scanned images and the data entry on that form.
3. Unique Claimants with Form Submitted - Counts the unique number of claimants with at least one Claim Form Submitted for each Claim Type. Because claimants may file claims for more than one Claim Type, the sum of all Claim Types will not equal the count of total unique claimants.
4. Filings by Claimant Assistance Center- The following Claimant Assistance Centers in Table 3 and Chart 3 are closed: Bayou La Batre, AL, Gulf Shores, AL, Apalachicola, FL, Ft. Walton Beach, FL, Naples, FL, Grand Isle, LA, Gretna/Harvey, LA, Houma, LA, New Orleans East, LA, Bay St. Louis, MS, Bridge City, TX.
5. Notices Issued - The count of Notices Issued in Table 4 counts each unique claim issued a Notice only once. For claims issued multiple Notices, this report uses the following hierarchy when counting the claim: (1) Eligibility Notice if the claim has been paid; (2) Most recent active Notice if the claim has not been paid; (3) If the claim has been closed it will not be counted as an Eligibility Notice unless the claim has been paid. The count of Notices Issued in Chart 5, counts all Notices Issued and reports claims with multiple Notices once for each Notice issued. Because of this, the totals reported in Table 4 do not match the totals reported in Chart 5.
6. Payment Information - The timing of payment can be affected by a number of factors. Even after the DHECC receives a Release, delay in receipt of a W-9, or in receipt of the Attorney Fee Acknowledgment Form can delay payment. In addition, any alterations or omissions on the Release Form, or an assertion of a third-party lien against an award amount, can delay payment. As a result, this report will show a higher number of Accepted Offers than Amounts Paid.
7. Appeals Received - Excludes Appeals closed pursuant to 4/24/2013 Court Order.
8. Note: The Claims Administrator continually monitors the status of all claim filings. Through this process, the Claims Administrator may find duplicate claims from the same claimant. In such cases, the Claims Administrator will close the duplicate claim and only process the remaining valid claim. This report excludes duplicate claims from all counts of claims filed.