



**UNITED STATES DISTRICT COURT
EASTERN DISTRICT OF LOUISIANA**

**In Re: Oil Spill by the Oil Rig
“Deepwater Horizon” in the Gulf
of Mexico, on April 20, 2010**

MDL NO. 2179

SECTION J

Applies to: *All Cases*

**JUDGE BARBIER
MAGISTRATE JUDGE SHUSHAN**

**REPORT BY THE CLAIMS ADMINISTRATOR OF THE DEEPWATER
HORIZON ECONOMIC AND PROPERTY DAMAGES SETTLEMENT
AGREEMENT ON THE STATUS OF CLAIMS REVIEW**

STATUS REPORT NO.	17	DATE	January 21, 2014
--------------------------	-----------	-------------	-------------------------

**UNITED STATES DISTRICT COURT
EASTERN DISTRICT OF LOUISIANA**

**In re: Oil Spill by the Oil Rig
“Deepwater Horizon” in the Gulf
of Mexico, on April 20, 2012**

MDL NO. 2179

SECTION J

Applies to: *All Cases*

**JUDGE BARBIER
MAGISTRATE JUDGE SHUSHAN**

**REPORT BY THE CLAIMS ADMINISTRATOR OF THE DEEPWATER HORIZON
ECONOMIC AND PROPERTY DAMAGES SETTLEMENT AGREEMENT ON THE
STATUS OF CLAIMS REVIEW**

STATUS REPORT NO. 17, DATED JANUARY 21, 2014

The Claims Administrator of the Deepwater Horizon Economic and Property Settlement Agreement (Settlement Agreement) submits this Report to inform the Court of the status of the implementation of the Settlement Agreement as of January 10, 2014. The Claims Administrator will provide any other information in addition to this Report as requested by the Court.

I. STATUS OF THE CLAIMS REVIEW PROCESSES AND CLAIM PAYMENTS

A. Claim Submissions.

1. Registration and Claim Forms.

The Claims Administrator opened the Settlement Program with needed functions staffed and operating on June 4, 2012, just over 30 days after the Claims Administrator’s appointment. The Claims Administrator’s Office (CAO) has received 203,670 Registration Forms and 249,944 Claim Forms since the Program opened, as shown in the Public Statistics for the Deepwater Horizon Economic and Property Damages Settlement (Public Report) attached as Exhibit A. Additionally, claimants have begun, but not fully completed and submitted, 12,610 Claim Forms. The Forms are available online, in hard copy, or at Claimant Assistance Centers located throughout the Gulf. Of the total Claim Forms submitted and Claim Forms begun but not fully

completed and submitted, 10% of Claim Forms have been filed or are being filed within the Seafood Program, 17% have been filed or are being filed within the Individual Economic Loss (IEL) framework, and 39% have been filed or are being filed within the Business Economic Loss (BEL) framework (including Start-Up and Failed BEL Claims). *See* Ex. A, Table 2. Deepwater Horizon (DWH) staff at the Claimant Assistance Centers assisted in starting and/or completing 36,021 of these Claim Forms. *See* Ex. A, Table 3. The thirteen Claimant Assistance Centers also provide other forms, including Personal Representative Forms, Subsistence Interview Forms, and Sworn Written Statements and Authorizations.

2. Minors, Incompetents, and Deceased Claimants.

The table below describes the claims filed on behalf of minors, incompetents, and deceased claimants in the Settlement Program.

Table 1. Minors, Incompetents, and Deceased Claimants.							
		Minor Claimants		Incompetent Claimants		Deceased Claimants	
		Total	Change Since Last Report	Total	Change Since Last Report	Total	Change Since Last Report
1.	Claims Filed	58	0	90	+3	389	+45
2.	Claims Within GADL Review	1	0	2	+1	N/A	N/A
3.	Eligible for Payment	10	0	50	+2	175	+6
4.	Approval Orders Filed	8	0	46	+3	151	+9

3. Third Party Claims.

The CAO receives, processes, and pays the claims and/or liens asserted by attorneys, creditors, governmental agencies, or other third parties against the payments to be made by the CAO to eligible claimants under the Settlement Agreement (Third Party Claims) in accordance with Court Approved Procedure Order No. 1 (as entered September 9, 2012, and amended March 11, 2013).

The CAO requires a third party claimant to submit enforcement documentation soon after the initial Third Party Claim assertion, and the CAO notifies the claimant of an Enforced Third Party Claim against a potential Settlement Payment as soon as the CAO receives sufficient documentation of such an assertion, regardless of where the underlying Settlement Program Claim is in the review process. The claimant may, but is not required to, object to the Third Party Claim at this time. After the CAO sends an Eligibility Notice to the affected Settlement Program Claimant against whom an Enforced Lien has been asserted (meaning that both the underlying claim and the Third Party Claim are payable), the CAO sends the claimant/claimant's attorney and the third party claimant a Notice of Valid Third Party Claim, and the claimant has twenty (20) days to notify the CAO of any objection to the Third Party Claim.

The CAO continues to process and pay Third Party Claims as reflected in Table 2 below.

Table 2. Third Party Claims.							
	Type of Third Party Claim ("TPC")	TPCs Asserted	TPCs Asserted Against Claimants With a DHCC ID	TPCs¹ Asserted Against Payable Claims	Valid TPCs Asserted Against Payable Claims	TPCs Paid/Ready for Payment (TPClmt)	Claims with TPCs Paid/Ready for Payment (Clmt)
1.	Attorney's Fees	2,040	1,844	406	239	209	527
2.	IRS Levies	607	566	58	58	49	82
3.	Individual Domestic Support Obligations	418	279	102	84	73	96
4.	Blanket State-Asserted Multiple Domestic Support Obligations	4 states	N/A	N/A	N/A	0	0
5.	3rd Party Lien/Writ of Garnishment	803	473	21	14	7	7

¹ Although the CAO will not know whether a Valid TPC is asserted against a payable claim until the Eligibility Notice is issued, the streamlined enforcement requirements allow the CAO to assess validity earlier in the process.

Table 2. Third Party Claims.							
	Type of Third Party Claim ("TPC")	TPCs Asserted	TPCs Asserted Against Claimants With a DHCC ID	TPCs¹ Asserted Against Payable Claims	Valid TPCs Asserted Against Payable Claims	TPCs Paid/Ready for Payment (TPClmt)	Claims with TPCs Paid/Ready for Payment (Clmt)
6.	Claims Preparation/Accounting	4,015	3,823	42	21	22	31
7.	TOTAL	7,883	6,985	629	416	360	743²

Any disputes over Third Party Claims must be resolved by agreement of the parties or through a dispute resolution process. The CAO sends a Notice of Third Party Claim Dispute to all parties involved in a disputed Valid Third Party Claim. If the claimant and third party claimant are unable to resolve their dispute by agreement and if the dispute is over a Third Party Claim for attorney's fees or fees associated with work performed in connection with a Settlement Program claim, the claimant and third party claimant may participate in the Third Party Claims Dispute Resolution Process and will receive a Request for Third Party Claim Dispute Resolution Form with the Notice of Third Party Claim Dispute. To date, the CAO has sent approximately 100 Notices of Third Party Claim Dispute to notify parties with eligible disputes that they may submit a Request Form if they are unable to resolve their dispute by agreement.

Table 3 provides additional information about participation in the Third Party Claims Dispute Resolution Process.

² If the TPC amount is in dispute, the CAO pays the claimant the undisputed portion of the Settlement Payment. A TPC can also be asserted against one or more Settlement Program Claims. For these reasons, the total number of Claims with TPCs paid or ready for payment may not be equal to the total of the two preceding columns in Table 2.

Table 3. Third Party Claims Dispute Resolution Process.			
Request Forms Received for Eligible Disputes	Records Provided to Adjudicator	Disputes Withdrawn	Final Decisions³
75	51	27	7

To date, the CAO has removed 1,457 lien holds due to parties releasing their claims or resolving disputes.⁴

B. Claims Review.

The CAO completed its first claim reviews and issued its first outcome notices on July 15, 2012, and its first payments on July 31, 2012. There are many steps involved in reviewing a claim so that it is ready for a notice.

1. Identity Verification.

The Claimant Identity Verification review is the first step in the DWH claims review process. The Claimant Identity Team has initiated verifications for 177,309 claimants. Of those, the CAO matched the Taxpayer Identity Number (TIN) and the claimant's name to public records databases and verified identity for 93,834 claimants from the initial query through LexisNexis and/or Dun & Bradstreet. The CAO reviewed the remaining 83,475 claimants to determine whether claimant identity could be verified after searching for typographical errors and name changes or after reviewing official documentation from the Internal Revenue Service or Social Security Administration. Of the 83,475 claimants, the CAO was able to verify the identity of 73,827.

³ Several factors impact when a Dispute is ripe for the Adjudicator to issue a Final Decision, including whether the Adjudicator has requested additional documentation or has granted a Telephonic Hearing.

⁴ This number may fluctuate because of reassertions of released or disallowed liens.

The table below contains information on the number of claimants that the CAO verified during an initial Identity Verification review and the type and number of TIN Verification Notices issued when the CAO could not verify identity after the initial review.

Table 4. Identity Verification Review Activity.					
	Outcome	Claimants Reviewed Since Last Report	Monthly Percentage	Total Claimants Reviewed	Total Percentage
1.	Verified During Review	1,424	54.1%	59,318	77.4%
2.	SSN Notice Issued	159	6.0%	2,538	3.3%
3.	ITIN Notice Issued	22	0.8%	422	0.6%
4.	EIN Notice Issued	1,029	39.1%	14,363	18.7%
5.	Total Reviewed	2,634	100%	76,641	100%

If the CAO cannot verify a claimant's identity after review, but it appears that additional documentation may allow the CAO to verify a claimant's identity, the CAO issues a Verification Notice. The Verification Notice types include the SSN Notice, ITIN Notice, and EIN Notice. The table below contains information on the number of TIN Verification Notices issued, the number of Notices that have been cured after the claimant responded to the Notice, and the average time, in days, it took the claimant to cure the deficiency.

Table 5. Identity Incompleteness Activity.					
	Notice Type	Notices Issued	Number Cured	Percentage Cured	Days to Cure
1.	SSN Notice	2,538	2,006	79.0%	51
2.	ITIN Notice	422	350	82.9%	30
3.	EIN Notice	14,363	12,025	83.7%	32
4.	Total Issued	17,323	14,381	83.0%	37

2. Employer Verification Review (EVR).

The EVR process ensures that all employees of the same business are treated uniformly and that each business is placed in the proper Zone. The review also walks through the intricate analysis necessary to assign the proper NAICS code to a business. The EVR team has completed the EVR analysis for 208,944 businesses and rental properties.

From December 11, 2013 through January 10, 2014, the team completed the EVR process for 3,167 businesses and rental properties. The CAO identified an average of 103 new businesses and rental properties to review each day and completed the EVR review for an average of 102 businesses and rental properties each day. The CAO continues to review new businesses and rental properties on a first-in, first-out basis.

3. Exclusions.

The Exclusions review process ensures that claims and claimants excluded under the Settlement Agreement are appropriately denied. The Exclusions team guides the reviewers and the EVR team when questions arise during the Exclusion review. Table 6 below shows the number of Denial Notices issued to date for each Exclusion Reason and the team responsible for making such a determination.

Table 6. Exclusions.				
	Exclusion Reason	Team Responsible	Denial Notices Since Last Report	Total Denial Notices
1.	GCCF Release	Exclusions	20	7,323
2.	BP/MDL 2179 Defendant		9	303
3.	US District Court for Eastern District of LA		0	22
4.	Not a Member of the Economic Class	Claims Reviewers	4	230
5.	Bodily Injury		0	6
6.	BP Shareholder		0	8
7.	Transocean/Halliburton Claim		0	0
8.	Governmental Entity	Claims Reviewers/ EVR	7	742
9.	Oil and Gas Industry		55	820
10.	BP-Branded Fuel Entity		0	41
11.	Menhaden Claim	EVR	0	18
12.	Financial Institution		1	249
13.	Gaming Industry		3	692
14.	Insurance Industry		0	176
15.	Defense Contractor		3	348

Table 6. Exclusions.				
	Exclusion Reason	Team Responsible	Denial Notices Since Last Report	Total Denial Notices
16.	Real Estate Developer		5	201
17.	Trust, Fund, Financial Vehicle		0	14
18.	Total Denial Notices from Exclusions		107	11,193

4. Claimant Accounting Support Reviews.

A special team handles Claimant Accounting Support (CAS) reviews. CAS reimbursement is available under the Settlement Agreement for IEL, BEL, and Seafood claims. After a claim has been determined to be payable and the Compensation Amount has been calculated, the CAS team reviews accounting invoices and CAS Sworn Written Statements submitted by the claimant. Table 7 includes information on the number of CAS reviews the CAO has completed to date, whether the Accounting Support documentation was complete or incomplete, and the dollar amounts reimbursed for each Claim Type.

Table 7. Claimant Accounting Support Reviews.									
	Claim Type	CAS Review Result				Total CAS Reviews		CAS \$ Amount Reimbursed	
		Complete		Incomplete		Since Last Report	Total to Date	Since Last Report	Total to Date
		Since Last Report	Total to Date	Since Last Report	Total to Date				
1.	BEL	63	10,120	15	985	78	11,105	\$0.00	\$15,628,756.96
2.	IEL	160	2,416	18	385	178	2,801	\$25,389.56	\$321,241.90
3.	Seafood	26	3,806	22	772	48	4,578	\$6,322.66	\$1,549,899.85
4.	TOTAL	249	16,342	55	2,142	304	18,484	\$31,712.22	\$17,499,898.71

5. Quality Assurance Review.

The Quality Assurance (QA) process addresses three fundamental needs of the Settlement Program: (a) to ensure that all claims are reviewed in accordance with the provisions of the Settlement Agreement by targeting anomalous claim results through data metrics analysis;

(b) to provide a mechanism to monitor reviewer performance and the tools necessary to efficiently and effectively provide feedback to reviewers; and (c) to identify areas of review resulting in high error rates that require retraining or refined review procedures and data validations.

The CAO has implemented a reviewer follow-up process for all claim types. The CAO provides daily follow-up to reviewers in the event a QA review of a particular claim produces a result different than that of the original review. The CAO also has a report that identifies specific reviewers who require retraining and reveals whether there are issues that warrant refresher training for all reviewers. Table 8 shows, by Claim Type, the number of claims identified for QA review through the database QA process, as well as the number of QA reviews that have been completed, the number in progress, and the number awaiting review.

Table 8. Quality Assurance Reviews.							
	Claim Type	Total Claims Needing QA To Date	QA Reviews Completed	% of QA Reviews Completed	QA Reviews in Progress	Claims Awaiting QA Review	QA Reviews Completed Since Last Report
1.	Seafood	25,019	24,826	99%	158	35	136
2.	IEL	26,412	24,977	95%	946	489	951
3.	BEL	23,317	22,976	99%	185	156	833
4.	Start-Up BEL	1,882	1,851	98%	15	16	82
5.	Failed BEL	2,002	1,976	99%	5	21	54
6.	Coastal Real Property	19,780	19,763	100%	14	3	294
7.	Real Property Sales	804	804	100%	0	0	13
8.	VoO Charter	7,741	7,738	100%	1	2	46
9.	Subsistence	30,204	19,604	65%	1,096	9,504	865
10.	Wetlands	3,889	3,673	94%	32	184	52
11.	Vessel Physical Damage	1,369	1,355	99%	9	5	33

Table 8. Quality Assurance Reviews.							
	Claim Type	Total Claims Needing QA To Date	QA Reviews Completed	% of QA Reviews Completed	QA Reviews in Progress	Claims Awaiting QA Review	QA Reviews Completed Since Last Report
12.	TOTAL	142,419	129,543	91%	2,461	10,415	3,359

6. Claim Type Review Details.

Table 9 provides information, by Claim Type, on the number of claims filed, the number of claims that have been reviewed to Notice, the number of claims remaining to be reviewed, and the number of claims reviewed to either a Notice or “Later Notice” to date. Table 9 divides the claims reviewed to a “Later Notice” into separate sections: 1) claims receiving Notices after the CAO conducts a Reconsideration review and 2) claims reviewed following the submission of additional materials by a claimant in response to an Incompleteness Notice.

Table 9. Throughput Analysis of Claims Filed and Notices Issued.										
A. Claims Reviewed to First Notice										
	Claim Type	Status of All Claims Filed					Productivity From 12/11/13 Through 1/10/14			
		Total Claims Filed To Date	Reviews Completed to Notice or Closed		Claims Remaining to Review		New Claims Filed	Avg. Daily Claims Filed	Reviews Completed to First Notice	Avg. Daily Reviews to First Notice
1.	Seafood	24,551	24,158	98%	393	2%	37	1	67	2
2.	IEL	36,752	33,064	90%	3,688	10%	596	19	520	17
3.	IPV/FV	267	254	95%	13	5%	0	0	0	0
4.	BEL	89,583	44,278	49%	45,305	51%	4,110	133	876	28
5.	Start-Up BEL	4,999	3,553	71%	1,446	29%	110	4	36	1
6.	Failed BEL	3,382	2,705	80%	677	20%	132	4	50	2
7.	Coastal RP	32,696	31,680	97%	1,016	3%	614	20	636	21
8.	Wetlands RP	13,069	4,989	38%	8,080	62%	187	6	153	5
9.	RPS	1,472	1,410	96%	62	4%	23	<1	18	<1
10.	Subsistence	33,090	11,184	34%	21,906	66%	1,096	35	304	10
11.	VoO	8,676	8,598	99%	78	1%	27	<1	36	1
12.	Vessel	1,407	1,342	95%	65	5%	11	<1	9	<1
13.	TOTAL	249,944	167,215	67%	82,729	33%	6,943	224	2,705	87

Table 9. Throughput Analysis of Claims Filed and Notices Issued.

B. Claims Reviewed to Later Notice										
	Claim Type	Initial or Preliminary Incompleteness Response			Follow-Up Incompleteness Responses			Requests for Reconsideration		
		Total Responses	Claims with Later Notice	Remaining Claims	Total Responses	Claims with Later Notice	Remaining Claims	Total Requests	Claims with Later Notice	Remaining Claims
1.	Seafood	5,864	5,289	575	2,759	2,457	302	3,544	3,151	393
2.	IEL	15,462	13,199	2,263	7,335	5,767	1,568	4,422	3,354	1,068
3.	IPV/FV	89	84	5	34	32	2	36	34	2
4.	BEL	24,531	15,056	9,475	9,232	4,437	4,795	3,916	2,389	1,527
5.	Start-Up BEL	2,069	1,510	559	1,141	589	552	414	215	199
6.	Failed BEL	917	697	220	520	294	226	435	283	152
7.	Coastal RP	4,914	4,758	156	1,335	1,290	45	1,600	1,450	150
8.	Wetlands RP	332	240	92	68	56	12	464	365	99
9.	RPS	241	231	10	68	68	0	176	170	6
10.	Subsistence	4,821	682	4,139	890	69	821	151	64	87
11.	VoO	905	891	14	382	368	14	616	605	11
12.	Vessel	743	703	40	334	312	22	224	204	20
13.	TOTAL	60,888	43,340	17,548	24,098	15,739	8,359	15,998	12,284	3,714

C. Claim Payments.**1. Notices and Payments.**

The CAO issued its first payments to claimants on July 31, 2012. Tables 4 and 5 of the Public Report attached in Exhibit A provide detail on the notices and payments issued to date.

As of January 10, 2014, the CAO has issued 62,133 Eligibility Notices to unique claims with Payment Offers totaling over \$4.96 billion. As of that date, the CAO has made over \$3.82 billion in payments on 54,780 claims.⁵

⁵ The Court-ordered Injunction Addressing Revenue and Expense Matching and Causation Issues has affected the number of Eligibility Notices with Payment Offers and Payments Issued. See section I.E for additional information on the Injunction Addressing Revenue and Expense Matching and Causation Issues.

2. Claimants in Bankruptcy.

The CAO reviews each claimant who indicates an open bankruptcy on the Registration Form (debtor claimant) to determine whether the claimant has submitted sufficient documentation from the applicable bankruptcy court to issue payment. If the CAO determines that the claimant is not a debtor claimant per the Procedure for Disposition of Claims by Claimants in Bankruptcy (Proc-445), or if the claimant submits sufficient documentation for the CAO to issue payment on all active claims, the CAO will remove the Bankruptcy Hold. Table 10 provides information about the status of claimants identified as debtor claimants, including information on notices issued to those claimants.

Table 10. Claimants in Bankruptcy.			
1.	Identified Claimants in Bankruptcy	Total	Change Since Last Report
(a)	Claimants with Active Bankruptcy Hold	1,746	+521
(b)	Claimants with Removed Bankruptcy Hold	846	-477
2.	Bankruptcy Notices Issued	Total	Change Since Last Report
(a)	Representative of Claimant in Bankruptcy Notices	312	+5
(b)	Bankruptcy Trustee Communication Notices	55	+2
(c)	Bankruptcy Trustee Informational Notices	41	0

On December 5, 2013, the CAO re-issued the Procedure for Disposition of Claims by Claimants in Bankruptcy (Proc-445) to Class Counsel and BP for comment. The revised version of the Procedure changes the procedures for Chapter 12 and 13 debtors with regard to who must sign the appropriate Release and whether the CAO's office may communicate with the debtor when a trustee has been appointed. Version 2 of Proc-445 states that Chapter 7 and 11 debtors must provide the CAO with an Approval Order that states who must sign the Release, but Chapter 12 and 13 debtors are assumed to be the debtors-in-possession of their own bankruptcy estates and, thus, are permitted to sign the Release on their own behalf unless the submitted

Court Order states otherwise. Version 2 of Proc-445 also states that the CAO's office may communicate with Chapter 12 and 13 debtors directly, even when the Court has appointed a bankruptcy trustee to oversee the debtor's case. On December 5, 2013, Class Counsel deferred to the CAO's decision regarding this change. On December 17, 2013, BP submitted proposed modifications to the revised version of the Procedure. The CAO is currently reviewing BP's proposed modifications.

D. Re-Reviews, Reconsiderations, and Appeals.

1. Re-Reviews and Outcomes.

The CAO implemented a Re-Review process beginning on January 18, 2013, that provides claimants with the opportunity to request a Re-Review of their claim within 30 days of the issuance of an Eligibility or Denial Notice if the claimant has additional documentation not previously submitted to support their claim. Following a Re-Review, claimants receive a Post Re-Review Notice, from which they may then request Reconsideration if they wish. To date, there have been 63,242 Eligibility and Denial Notices issued from which claimants can seek Re-Review. Of those, 911 are still within the 30 day window to seek Re-Review and Re-Review has not yet been requested, leaving 62,331 claims that have passed the window for seeking Re-Review. Of those, claimants have asked for Re-Review of 4,483 claims. Thus, the rate of Re-Review from all final determinations is 7.2%. The rate of Re-Review from Eligibility Notices is 4.4%, and the rate of Re-Review from Denial and Incompleteness Denial Notices is 13.8%.

Table 11 summarizes the Re-Reviews the CAO has completed, the number of Post-Re-Review Notices the CAO has issued, and whether the outcome of the Re-Review resulted in an award that was higher than (↑), lower than (↓), or the same as (↔) the outcome previously issued. The table also includes information on whether an original Exclusion Denial was confirmed or overturned on Re-Review. The number of Notices issued is fewer than the number of reviews

completed because there is a 36-hour lag between the time when the review is completed and the time when the Notice is issued.

Table 11. Re-Reviews.								
A. Re-Review Requests and Reviews								
	Claim Type	Requests Received To Date	Reviews Completed To Date					
			Total	Completed Since Last Report	Average Weekly Reviews			
1.	Seafood	800	769	45	16			
2.	IEL	647	598	122	12			
3.	IPV/FV	11	9	0	<1			
4.	BEL	1,525	1,329	68	27			
5.	Start-Up BEL	116	86	7	2			
6.	Failed BEL	149	121	22	2			
7.	Coastal RP	729	706	31	15			
8.	Wetlands RP	255	240	7	5			
9.	Real Property Sales	79	79	1	2			
10.	Subsistence	72	46	2	<1			
11.	VoO	56	56	3	1			
12.	Vessel	44	41	0	<1			
13.	TOTAL	4,483	4,080	308	84			
B. Re-Review Notices Issued								
	Claim Type	Notices Issued		Outcome of Re-Review Notice				
		Total Issued to Date	Weekly Average	Compensation Amount for Eligible Claims			Exclusions/Denials	
				↑	↓	↔	Confirmed	Overtured
1.	Seafood	699	14	378	26	210	82	3
2.	IEL	523	11	134	33	177	176	3
3.	IPV/FV	9	<1	0	0	0	9	0
4.	BEL	1,012	21	253	42	82	626	9
5.	Start-Up BEL	68	1	16	3	5	43	1
6.	Failed BEL	92	2	1	2	0	89	0
7.	Coastal RP	612	13	42	5	94	457	14
8.	Wetlands RP	182	4	5	1	9	166	1
9.	RPS	40	<1	1	0	2	37	0
10.	Subsistence	31	<1	1	1	1	28	0
11.	VoO	55	1	7	5	17	24	2
12.	Vessel	39	<1	19	0	11	8	1
13.	TOTAL	3,362	70	857	118	608	1,745	34

2. Reconsideration Reviews and Outcomes.

To date, there have been 123,698 Eligibility, Denial, and Incompleteness Denial Notices issued from which claimants can or could seek Reconsideration. Of those, 1,980 are still within the 30 day window to seek Reconsideration and Reconsideration has not yet been requested, leaving 121,718 claims that have passed the window for seeking Reconsideration. Of those, claimants have requested Reconsideration of 15,998 claims. Thus, the rate of Reconsideration from all final determinations is 13.1%. The rate of Reconsideration from Eligibility Notices is 5.7%, and the rate of Reconsideration from Denial and Incompleteness Denial Notices is 22.0%.

Table 12 summarizes the Reconsiderations the CAO has completed, the number of Post-Reconsideration Notices the CAO has issued, and whether the outcome of the Reconsideration review resulted in an award that was higher than (↑), lower than (↓), or the same as (↔) the outcome previously issued. The table also includes information on whether an original Exclusion Denial was confirmed or overturned on Reconsideration. The number of Notices issued is fewer than the number of reviews completed because there is a 36-hour lag between the time when the review is completed and the time when the Notice is issued.

Table 12. Reconsideration.					
A. Reconsideration Requests and Reviews					
	Claim Type	Requests Received To Date	Reviews Completed To Date		
			Total	Completed Since Last Report	Average Weekly Reviews
1.	Seafood	3,544	3,255	117	51
2.	IEL	4,422	3,709	267	58
3.	IPV/FV	36	34	0	<1
4.	BEL	3,916	2,569	115	41
5.	Start-Up BEL	414	234	13	4
6.	Failed BEL	435	342	15	5
7.	Coastal RP	1,600	1,500	48	24
8.	Wetlands RP	464	381	11	6
9.	Real Property Sales	176	174	1	3

Table 12. Reconsideration.								
10.	Subsistence		151		108		15	2
11.	VoO		616		612		9	10
12.	Vessel		224		218		19	3
13.	TOTAL		15,998		13,136		630	207
B. Reconsideration Notices Issued								
	Claim Type	Notices Issued		Outcome of Reconsideration Notice				
		Total Issued to Date	Weekly Average	Compensation Amount for Eligible Claims			Exclusions/Denials	
				↑	↓	↔	Confirmed	Overtured
1.	Seafood	3,151	49	731	127	453	1,836	4
2.	IEL	3,354	53	114	246	94	2,895	5
3.	IPV/FV	34	<1	0	0	0	34	0
4.	BEL	2,389	37	351	93	187	1,721	37
5.	Start-Up BEL	215	3	11	9	13	179	3
6.	Failed BEL	283	4	0	4	1	278	0
7.	Coastal RP	1,450	23	93	23	365	954	15
8.	Wetlands RP	365	6	20	1	30	301	13
9.	RPS	170	3	1	0	3	164	2
10.	Subsistence	64	1	0	0	1	63	0
11.	VoO	605	9	59	5	120	379	42
12.	Vessel	204	3	49	4	14	136	1
13.	TOTAL	12,284	193	1,429	512	1,281	8,940	122

3. Appeals.

(a) BP Appeals.

To date, the CAO has issued 18,763 Eligibility Notices that meet or exceed the threshold amount rendering them eligible for appeal by BP. Of those, 38 Notices are still within the timeframe in which BP can file an appeal and BP has not yet filed an appeal, leaving 18,725 Notices that BP has either appealed or for which the deadline for BP to file an appeal has passed. Of those 18,725 Notices, BP has filed 3,903 appeals (20.8% appeal rate). However, out of the 3,903 Notices BP has appealed, BP has subsequently withdrawn 267 of those appeals, while another 1,307 have been resolved for a compensation amount the same as or greater than that in the Eligibility Notice (excluding the 5% compensation increase that a claimant who

prevails upon appeal receives). Thus, out of the 3,903 Notices BP has appealed, 1,574 have either been withdrawn or resolved for a compensation amount the same as or greater than that in the Eligibility Notice. When those 1,574 Notices are deducted from the 3,903 Notices BP has appealed to arrive at a more representative and indicative “rate of disagreement”, that leaves 2,329 out of 18,725 Notices, or a 12.4% “rate of disagreement.”

Table 13 provides summary information on the status of BP appeals.

Table 13. Status of BP Appeals.				
A. Appeal Filing/Resolution				
	Status	As of Last Report	Since Last Report	Total
1.	BP Appeals Filed	3,881	22	3,903
2.	Appeals Resolved	2,366	12	2,378
(a)	Withdrawn	264	3	267
(b)	Panel Decided	1,477	6	1,483
(c)	Settled by Parties	382	1	383
(d)	Remanded by Panel	102	2	104
(e)	Administratively Closed	8	0	8
(f)	Closed for Reconsideration Review	133	0	133
B. Pending Appeals				
3.	In Pre-Panel Baseball Process		1,291	
4.	Currently Before Panel		111	
5.	Under Discretionary Review		123	
6.	TOTAL PENDING		1,525	

(b) Claimant Appeals.

Before a claimant may file an appeal, the claimant must request Reconsideration and receive a Post-Reconsideration Eligibility or Denial Notice. To date, the CAO has issued 6,920 Post-Reconsideration Eligibility and Denial Notices. Of those, 94 Notices are still within the timeframe in which the claimant can file an appeal and the claimant has not yet filed an appeal, leaving 6,826 Notices that the claimant has either appealed or for which the deadline for the claimant to file an appeal has passed. Of those 6,826 Notices, claimants have filed 1,193 appeals

(17.5% appeal rate). Of the 1,193 claimant appeals, 725 are appeals of Post-Reconsideration Denial Notices, and 468 are appeals of Post-Reconsideration Eligibility Notices.

Table 14 provides summary information on the status of Claimant Appeals.

Table 14. Status of Claimant Appeals.				
A. Appeal Filing/Resolution				
	Status	As of Last Report	Since Last Report	Total
1.	Claimant Appeals Filed	1,162	31	1,193
2.	Appeals Resolved	601	66	667
(a)	Panel Decided	504	40	544
(b)	Settled by Parties	47	22	69
(c)	Remanded by the Panel	14	3	17
(d)	Administratively Closed	8	0	8
(e)	Withdrawn	28	1	29
B. Pending Appeals				
3.	In Pre-Panel Baseball Process	101		
4.	In Pre-Panel Non-Baseball Process	245		
5.	Currently Before Panel	120		
6.	Under Discretionary Review	60		
7.	TOTAL PENDING	526		

(c) Resolved Appeals.

As reported in the tables above, 3,045 appeals have been resolved. Table 15 provides a summary of these resolved appeals by Claim Type. The comparison between the Post-Appeal award amount and the award amount within the original notice does not take into consideration the 5% increase in compensation that a claimant who prevails upon appeal receives.

Table 15. Outcome After Appeal.											
Claim Type		Appeals Settled or Decided by Panel						Withdrawn	Admin. Closed	Closed Because Claimant Asked For Recon.	Total
		Award Amount after Appeal Compared to Original Notice									
		Higher	Lower	Same	Denial Upheld	Denial Overturned	Remand				
1.	Seafood	51	16	121	24	2	10	46	4	8	282
2.	BEL	56	463	1,149	102	27	81	197	6	104	2,185
3.	Wetlands	2	1	2	26	0	0	3	0	16	50
4.	Coastal	33	1	14	46	1	1	6	1	0	103
5.	RPS	0	3	7	31	0	0	2	0	0	43
6.	VoO	16	30	36	29	18	5	26	3	0	163
7.	IEL	12	25	36	36	6	14	7	2	5	143
8.	IPV	0	0	0	1	1	0	0	0	0	2
9.	VPD	0	24	28	3	0	11	8	0	0	74
10.	Total	170	563	1,393	298	55	122	295	16	133	3,045

(d) Incompleteness Appeals.

The Appeal for Insufficient Documentation (Incompleteness Appeal) allows Economic Class Members to have their claims reviewed by a separate Documentation Reviewer when the CAO denies their claims because of insufficient documentation. The Documentation Reviewer reviews the claimant's documentation to determine whether the Program correctly denied the claim.

Before sending the claim to the Documentation Reviewer, the CAO reviews the appeal request along with any newly submitted documents. If the claimant has submitted the requested documentation and cured the incompleteness, the CAO issues the appropriate Notice. If the claimant still has not submitted the requested documentation, the CAO sends the claim to the Documentation Reviewer for review.

Before a claimant may file an appeal of an Incompleteness Denial, the claimant must request Reconsideration and receive a Post-Reconsideration Incompleteness Denial Notice. To

date, the CAO has issued 3,235 Post-Reconsideration Incompleteness Denial Notices. Of those, 169 Notices are still within the timeframe in which the claimant can file an appeal, leaving 3,066 Notices for which the claimant's appeal deadline has passed. Of those 3,235 Notices eligible for appeal, 1,468 (45.4%) appeal requests have been filed.

Table 16 provides summary information on the status of Incompleteness Appeals.

Table 16. Incompleteness Appeals.				
A. Incompleteness Appeal Filing/Resolution				
	Status	Prior to 12/11/13	Since 12/11/13	Total
1.	Incompleteness Appeals Filed	1,366	102	1,468
2.	Appeals Resolved	1,013	134	1,147
(a)	Withdrawn/Closed	3	0	3
(b)	Cured	121	29	150
(c)	Incompleteness Denial Affirmed	870	103	973
(d)	Incompleteness Denial Overturned	19	2	21
B. Pending Incompleteness Appeals				
3.	In Pre-Documentation Reviewer Process			290
4.	Currently Before Documentation Reviewer			31
5.	TOTAL PENDING			321

As reported in Table 16 above, 1,147 Incompleteness Appeals have been resolved.

E. Court-Ordered BEL Claim Suspension.

BP appealed the District Court's order, issued on March 5, 2013, that affirmed the Claims Administrator's interpretation of the Settlement Agreement that the BEL framework does not require the matching of revenues and expenses within claimant-submitted profit and loss statements. On October 2, 2013, the Fifth Circuit Court of Appeals reversed the District Court's ruling and remanded the case to the District Court for further consideration. The District Court immediately entered an order to suspend the issuance of any final determination notices or payments on all BEL claims, including Start-Up and Failed BEL claims, until the Court could create an appropriately narrowly-tailored preliminary injunction. The CAO continued to

complete the initial stages of claims evaluation but immediately ceased issuing Incompleteness, Denial, and Eligibility Notices and suspended all payments on BEL claims.

1. Preliminary Injunction Continuing BEL Claim Suspension.

On October 18, 2013, the District Court issued a preliminary injunction that instructed the Claims Administrator to continue the temporary suspension of the issuance of final determination notices and payments for BEL claims that present an issue of revenue and expense matching and for IEL claims for which the claimant's economic loss is qualified solely upon his or her employer's satisfaction of the BEL requirements. The District Court further instructed the Claims Administrator to process all BEL claims for which revenue and expense matching is not an issue. The preliminary injunction ordered the Claims Administrator to provide the District Court and the Parties with a declaration outlining the criteria that the CAO would use to determine whether a BEL claim is supported by sufficiently-matched, accrual-basis accounting and whether the matching of revenues and expenses is or is not an issue, regardless of whether the claim is supported by accrual or cash-basis accounting records.

2. Processing of Affected Claims in the Claims Review Process.

On October 28, 2013, the Claims Administrator provided the Court with the requested declaration. The Claims Administrator's declaration set forth seven criteria that the CAO would use when reviewing a claimant's profit and loss statements to identify BEL claims that involve the issue of matching revenues and expenses. The declaration set forth that the CAO Accounting Vendors would perform further matching reviews if the monthly profit and loss statements submitted by a claimant meet any one of the following criteria:

- (a) negative total revenue is recorded for any month included within the Benchmark Year(s), Compensation Year, or 2011;

- (b) total revenue recorded in any month included in the Benchmark Year(s), Compensation Year, or 2011 exceeds 20% of the claimant's annual revenue for the year which includes that month;
- (c) the monthly profit and loss statements or other documentation submitted shows that the claimant's business experienced a period of dormancy during the Benchmark Year(s), Compensation year, or 2011;
- (d) total variable expenses when summed up are negative for any month within the Benchmark Year(s) or Compensation Year;
- (e) total variable expenses for any month within the Benchmark year(s) or Compensation Year exceed 25% of the claimant's annual variable expense for the year which includes that month;
- (f) variable margin percentages when compared between any two months included within the Benchmark Year(s) and Compensation Year vary by more than 50 percentage points; or
- (g) in any given month within the Benchmark Year(s) or Compensation Year, the variance between that month's percentage of annual revenues as compared to that same month's percentage of annual variable expenses exceeds 8 percentage points.

If a claim satisfies any one of the above criteria, then the CAO Accounting Vendors will perform further matching review on the claim. Any claim, whether based on accrual or cash-basis records, that does not fall within one of the foregoing seven criteria shall be presumed to be "sufficiently matched", provided, however, that if, in the professional judgment of the CAO Accounting Vendors, a claimant's financial records contain other significant indicia that the claim may not be "sufficiently matched", the CAO reserves the right to identify such a claim for further matching review.

The CAO Accounting Vendors established procedures for implementing the matching review processes for evaluating all BEL claims under the aforementioned criteria. On November 12, 2013, the CAO resumed issuing Incompleteness Notices to BEL claims. The CAO added language to all BEL Incompleteness Notices to inform claimants that additional information regarding the issue of matching revenues and expenses may be required at a later point in the review process. On November 22, 2013, the CAO resumed issuing Eligibility Notices for BEL claims which the CAO Accounting Vendors confirmed did not involve the issue of matching revenues and expenses.

The CAO is processing all IEL claims that do not qualify for eligibility solely on the basis of the employer's satisfaction of the BEL causation requirements. The CAO has developed and applied measures within the system to stop all Notices and payments to IEL claimants specifically affected by the Court's preliminary injunction. These claims remain on hold until the CAO Accounting Vendors evaluate the associated BEL claim for matching issues.

3. Amended Preliminary Injunction Related to BEL Claims.

After the District Court issued its preliminary injunction, BP filed an emergency motion objecting to the District Court's holding that causation was not an issue that the Court would address on remand. On December 2, 2013, the Fifth Circuit remanded the issue of causation and ordered that the District Court must address causation in its preliminary injunction. It ordered the District Court to issue a "stay tailored so that those who experienced actual injury traceable to loss from the Deepwater Horizon accident continue to receive recovery but those who did not do not receive their payments until this case is fully heard and decided through the judicial process". Upon receiving this order, the CAO immediately ceased issuing Eligibility and Denial Notices and payments for all claim types pending additional instructions from the District Court.

On December 5, 2013, the District Court issued an amended preliminary injunction that ordered the CAO to temporarily suspend the issuance of final determination notices and payments to BEL claims until the Court resolves the BEL issues that are the subject of the pending remand. In response to this order, the CAO resumed issuing Eligibility and Denial Notices and payments for all claim types with the exception of BEL. Further, the CAO continues to accept and process BEL claims and to issue Incompleteness Notices for BEL claims but is not issuing Denial or Eligibility Notices for any BEL claims. In addition, the CAO has suspended payments to all BEL claims until it receives further guidance from the District Court.

4. District Court's Response to Remand of Business Economic Loss Issues.

On December 24, 2013, the District Court addressed the issues that the Fifth Circuit had placed on remand. The District Court first addressed issues concerning the calculation of "Variable Profit" as found in Exhibit 4C. The District Court confirmed 1) that the CAO is not converting accrual-basis accounting records into cash-basis accounting records and 2) that, while the Parties did not have any specific discussions in regard to the intended meaning of Exhibit 4C (i.e., whether or not Exhibit 4C requires that revenues and expenses be matched for all claims, or only some claims) prior to the implementation of the Settlement Agreement, the Parties did discuss and were in agreement that similarly situated claimants must be treated alike.

The District Court also examined why it interpreted Exhibit 4C in such a way that leads to matching for accrual-based claims and not for cash-basis claims. In reviewing this issue, the District Court reversed its earlier ruling and the CAO's interpretation as set forth in the January 15, 2013 Announcement of Policy Decisions Regarding Claims Administration. Consequently, the District Court remanded the matter to the CAO with instructions to adopt and implement an appropriate protocol or policy for handling BEL claims in which the claimant's financial records do not match revenue with corresponding variable expenses.

The District Court next addressed the issue of causation. The Court found that BP is judicially estopped from arguing (1) that Exhibit 4B is not the exclusive means of determining whether a business economic loss is “as a result of” of the Deepwater Horizon Incident for purposes of the Settlement, including the Class Definition; (2) or that the Settlement contains, implicitly or explicitly, a causation requirement other than Exhibit 4B; (3) or that satisfying Exhibit 4B does not establish under the Settlement an irrebuttable presumption that a business’ economic loss was “as a result of” the Deepwater Horizon Incident; (4) or making similar arguments. Additionally, the District Court found that whether a business economic loss is “as a result of” the Deepwater Horizon Incident for purposes of the Settlement is determined exclusively by Exhibit 4B.

The CAO continues to adhere to the December 5, 2013 preliminary injunction by processing BEL claims and issuing Incompleteness Notices for BEL claims but not issuing any final determination notices or payments for any BEL claims.

5. Processing of Appealed Claims.

With respect to Appeals, the District Court’s October 18, 2013 preliminary injunction instructed the CAO to review the BEL and IEL claims that were in the Claims Appeals Process as of October 18, 2013, to determine whether any party raised the matching of revenues and expenses as a basis for the appeal. For all claims in which that review reveals that the matching of revenues and expenses was raised as a basis for the appeal, the Appeals Process is to be temporarily suspended. The preliminary injunction further provided that for all BEL and IEL claims in the Appeals Process as of October 18, 2013, in which a review reveals that the matching of revenues and expenses was not raised as a basis for the appeal, the Appeals Process is to proceed.

The preliminary injunction also instructed the CAO that for any BEL or IEL appeals timely filed after October 18, 2013, in which the matching of revenues and expenses is raised as a basis for the appeal, the CAO is to review the claim. If the CAO agrees that the claim presents an issue of whether revenues and expenses are sufficiently matched, the Appeals Process is to be temporarily suspended. For all other timely-filed BEL and IEL appeals after October 18, 2013, the Appeals Process is to proceed.

On November 5, 2013, the District Court issued an Order Clarifying Preliminary Injunction Regarding Claims Currently in the Appeals Process ("Clarifying Order") that amended the preliminary injunction. The Clarifying Order provides that the BEL and IEL claims that were in the Appeals Process as of October 18, 2013, as referenced in the preliminary injunction, will be defined as those claims that as of October 18, 2013:

- (a) had received a final determination notice;
- (b) had an award of a sufficient dollar amount such that it was eligible to be appealed;
- (c) had an appeal of the determination filed or the time period for filing an appeal had expired; and
- (d) for which payment had not yet been issued.

The Clarifying Order further provided that to determine "whether any party raised the matching of revenues and expenses as a basis for appeal" as provided in the preliminary injunction, the CAO is to apply the following criteria:

- (a) If no appeal was timely filed, the matching issue will be considered to have not been raised as a basis for appeal;
- (b) If an appeal was filed and briefs in the form of an Initial Proposal, Final Proposal, or Request for Discretionary Court Review were filed, the Program will consider the

matching issue to have been raised only if the issue was raised in any of those three submissions filed as of October 18, 2013;

(c) If an appeal was filed and briefs in the form of an Initial Proposal, Final Proposal, or Request for Discretionary Court Review were filed, the Program will not consider the matching issue to have been raised if it was not included in any of those three submissions filed as of October 18, 2013; and

(d) If an appeal was filed but the claim had not yet reached the point where any briefs were filed, the Program will look to the Notice of Appeal to determine whether the matching issue was raised as a basis for appeal.

The CAO has identified the BEL and IEL claims that were in the Appeals Process as of October 18, 2013, according to the criteria set out in the Clarifying Order and are reviewing the Initial Proposal, Final Proposal, and Request for Discretionary Review briefs, as well as the Notices of Appeal, if applicable, to determine whether any party raised the matching of revenues and expenses as a basis for appeal. When the CAO determines that a matching issue in a BEL or IEL claim was raised in the Appeals Process as of October 18, 2013, the CAO will notify the parties that the Appeals Process is temporarily suspended for that claim. When the CAO determines that a matching issue in a BEL or IEL claim was not raised in the Appeal Process as of October 18, 2013, the CAO will notify the parties that the Appeals Process will resume and will set appeal deadlines as appropriate.

The CAO will identify the BEL and IEL claims timely filed in the Appeals Process after October 18, 2013, in which the matching of revenue and expenses is raised as a basis for the appeal and will review those claims. If the CAO agrees that the claim presents an issue as to whether revenues and expenses are “sufficiently matched”, then the Appeals Process as to that

claim will be temporarily suspended. Otherwise, the CAO will permit the claim to proceed through the Appeals Process.

However, the December 5, 2013 amendment to the October 18, 2013 preliminary injunction also applies to all claims currently in the claims appeal process. In response to this Order, the CAO has temporarily suspended the Appeals Process for all BEL claims in the “baseball” process, which includes all BEL claims with Eligibility Notices. The CAO will continue the Appeals Process as it relates 1) to non-BEL claims and 2) to BEL claims in the “non-baseball” process, including all BEL claims issued Denial Notices, for which the CAO has determined that neither revenue and expense matching nor causation, as addressed in the Fifth Circuit’s ruling, are issues raised as a basis for appeal.

II. CLAIMANT OUTREACH EFFORTS

The CAO has continued its Claimant Outreach efforts since the previous Court Status Report as detailed below:

A. Law Firm Contacts.

The Law Firm Contact Team continued to service firms by providing statuses, answering questions about notices, and acting as liaisons between reviewers and firms to request additional documentation pertinent to claims review. The team participated in SCP and Identity Verification outreach campaigns for the purpose of obtaining missing or incomplete documentation from claimants. Additionally, the team conducted training to develop a more efficient and effective process for addressing questions or issues frequently presented to the Law Firm Contact Team.

B. Claimant Communications Center (CCC).

The CCC continues to participate in ongoing claimant outreach including SWS-12A research calls to employers, calls confirming Deadline Relief Request approvals, and calls to confirm changes in claimant representation status. The team performed outreach to claimants with incomplete ownership documentation for their Coastal and Wetlands Real Property Claims. The team also contacted claimants who improperly completed their 4506-T forms for submission to the IRS for tax return transcripts. Finally, the CCC continues to request additional documentation from claimants who are eligible for payment but have not yet provided the required payment documents.

C. Claimant Assistance Centers (CACs).

The CACs continued Claimant Outreach Program calls to contact claimants who have incomplete claims and who began claim forms but did not complete them. In addition to CAC staff completing outreach assignments as a secondary task, CAC staff members also meet with claimants to answer DWH related questions. The CAC staff members receive outreach assignments on a bi-weekly basis and additionally as requested upon completion of their initial assignment list. The CACs have completed over 11,400 calls since they resumed calls for the Claimant Outreach Program.

D. Summary of Outreach Calls.

The table below summarizes some of the Claimant Outreach Program efforts as of January 10, 2014.

Table 17. Outreach Call Volume.							
Row	Location	Calls Made	Incomplete Claims Affected	Claims With New Docs After Call	% of Claims With New Docs After Call	Claimants Visiting CAC After Call	% of Claimants Visiting CAC
1.	BrownGreer	88,083	28,770	22,668	79%	10,340	36%
2.	Garden City Group	69,822	8,471	6,271	74%	651	8%
3.	P&N	31,845	7,040	6,294	89%	182	3%
4.	PwC	807	355	342	96%	9	3%
5.	TOTAL	190,557	44,636	35,575	80%	11,182	25%

III. CONCLUSION

The Claims Administrator offers this Report to ensure that the Court is informed of the status of the Program to date. If the Court would find additional information helpful, the Claims Administrator stands ready to provide it at the Court's convenience.

/s/ Patrick A. Juneau
 PATRICK A. JUNEAU
 CLAIMS ADMINISTRATOR

CERTIFICATE OF SERVICE

I hereby certify that the above and foregoing pleading has been served on All Counsel by electronically uploading the same to LexisNexis File & Serve in accordance with Pretrial Order No. 12, and that the foregoing was electronically filed with the Clerk of Court of the United States District Court for the Eastern District of Louisiana by using the CM/EDF System, which will send a notice of electronic filing in accordance with the procedures established in MDL 2179, on this 21th day of January, 2014.

/s/ Patrick A. Juneau
PATRICK A. JUNEAU
CLAIMS ADMINISTRATOR

Claims Administrator Patrick Juneau has announced that the Settlement Program began issuing payments on July 31, 2012, and has been issuing outcome Notices since July 15, 2012. The Program will issue Notices on a rolling basis as we complete reviews, and they will include Eligibility Notices, Incompleteness Notices, and Denial Notices. Each Notice will provide information explaining the outcome. We will post Notices on the secure DWH Portal for any law firm or unrepresented claimant who uses the DWH Portal. We will notify firms and unrepresented claimants by email at the end of each day if we have posted a Notice that day. Firms and unrepresented claimants may then log onto the DWH Portal to see a copy of the Notice(s). Law Firms or claimants who do not use the DWH Portal will receive Notices in the mail. Claimants who receive an Eligibility Notice and qualify for a payment will receive that payment after all appeal periods have passed, if applicable, and the claimant has submitted all necessary paperwork, including a fully executed Release and Covenant Not to Sue.

Table 1	Filings by State of Residence								
	State	Registration Forms				Claims			
		Form Begun	Form Submitted	Total	%	Form Begun	Form Submitted	Total	%
1.	Alabama	845	39,004	39,849	19%	1,677	46,618	48,295	18%
2.	Florida	2,140	69,019	71,159	34%	5,438	74,123	79,561	30%
3.	Louisiana	1,646	47,186	48,832	23%	2,473	65,767	68,240	26%
4.	Mississippi	537	26,545	27,082	13%	1,000	29,808	30,808	12%
5.	Texas	267	10,421	10,688	5%	702	14,003	14,705	6%
6.	Other	1,038	11,495	12,533	6%	1,320	19,625	20,945	8%
7.	Total	6,473	203,670	210,143	100%	12,610	249,944	262,554	100%

Chart 1: Filings by State of Residence

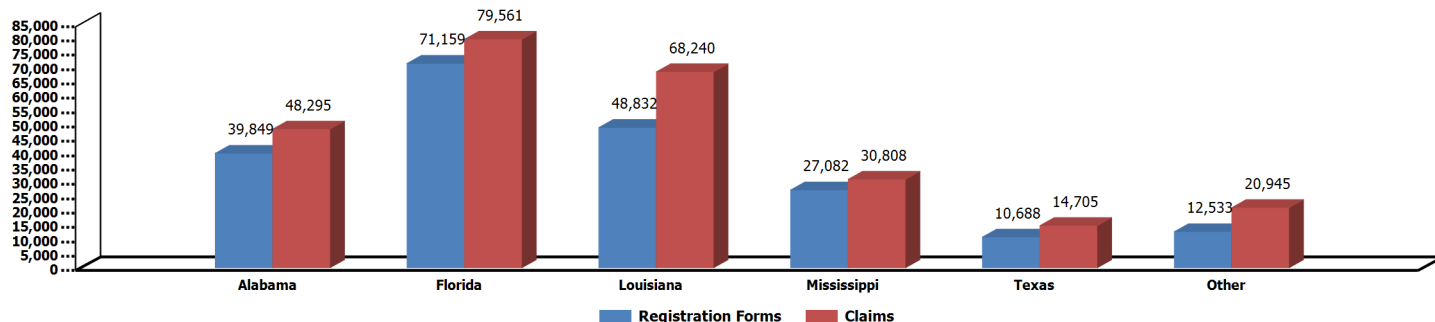
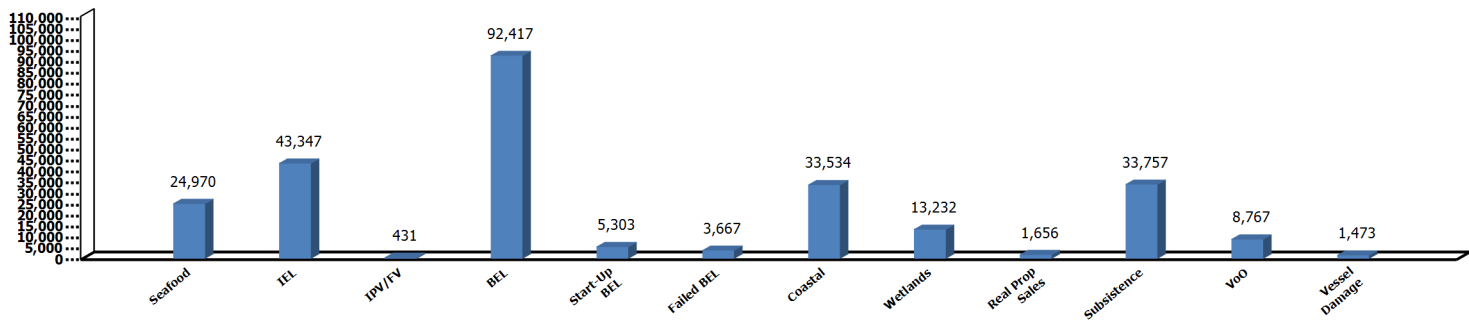


Table 2	Number of Claims by Claim Type					
	Claim Type	Claims				Unique Claimants with Form Submitted
		Form Begun	Form Submitted	Total	%	
1.	Seafood Compensation Program	419	24,551	24,970	10%	10,452
2.	Individual Economic Loss	6,595	36,752	43,347	17%	36,143
3.	Individual Periodic Vendor or Festival Vendor Economic Loss	164	267	431	<1%	266
4.	Business Economic Loss	2,834	89,583	92,417	35%	71,664
5.	Start-Up Business Economic Loss	304	4,999	5,303	2%	4,290
6.	Failed Business Economic Loss	285	3,382	3,667	1%	3,073
7.	Coastal Real Property	838	32,696	33,534	13%	22,748
8.	Wetlands Real Property	163	13,069	13,232	5%	2,724
9.	Real Property Sales	184	1,472	1,656	1%	1,163
10.	Subsistence	667	33,090	33,757	13%	33,069
11.	VoO Charter Payment	91	8,676	8,767	3%	6,126
12.	Vessel Physical Damage	66	1,407	1,473	1%	1,200
13.	Total	12,610	249,944	262,554	100%	176,771

Chart 2: Number of Claims by Claim Type



Filings by Claimant Assistance Center									
Table 3	Claimant Assistance Center	Registration Forms				Claims			
		Form Begun	Form Submitted	Total	%	Form Begun	Form Submitted	Total	%
1.	Apalachicola, FL	28	1,473	1,501	5%	41	2,089	2,130	6%
2.	Bay St. Louis, MS	9	608	617	2%	30	752	782	2%
3.	Bayou La Batre, AL	22	1,019	1,041	3%	48	1,123	1,171	3%
4.	Biloxi, MS	36	1,472	1,508	5%	67	1,866	1,933	5%
5.	Bridge City, TX	1	382	383	1%	19	729	748	2%
6.	Clearwater, FL	73	2,394	2,467	8%	361	1,962	2,323	6%
7.	Cut Off, LA	12	475	487	2%	25	677	702	2%
8.	Fort Walton Beach, FL	10	1,323	1,333	5%	49	1,820	1,869	5%
9.	Grand Isle, LA	4	144	148	<1%	5	227	232	1%
10.	Gretna/Harvey, LA	40	2,074	2,114	7%	48	2,123	2,171	6%
11.	Gulf Shores, AL	18	2,118	2,136	7%	69	2,787	2,856	8%
12.	Houma, LA	22	802	824	3%	42	1,046	1,088	3%
13.	Lafitte, LA	6	326	332	1%	13	456	469	1%
14.	Mobile, AL	70	7,415	7,485	25%	189	8,038	8,227	23%
15.	Naples, FL	26	1,328	1,354	5%	41	1,236	1,277	4%
16.	New Orleans – CBD BG, LA	14	346	360	1%	20	359	379	1%
17.	New Orleans East, LA	44	2,019	2,063	7%	104	2,385	2,489	7%
18.	Panama City Beach, FL	22	2,201	2,223	8%	95	3,349	3,444	10%
19.	Pensacola, FL	28	1,332	1,360	5%	72	1,659	1,731	5%
20.	Total	485	29,251	29,736	100%	1,338	34,683	36,021	100%

Chart 3: Number of Claims by Claimant Assistance Center

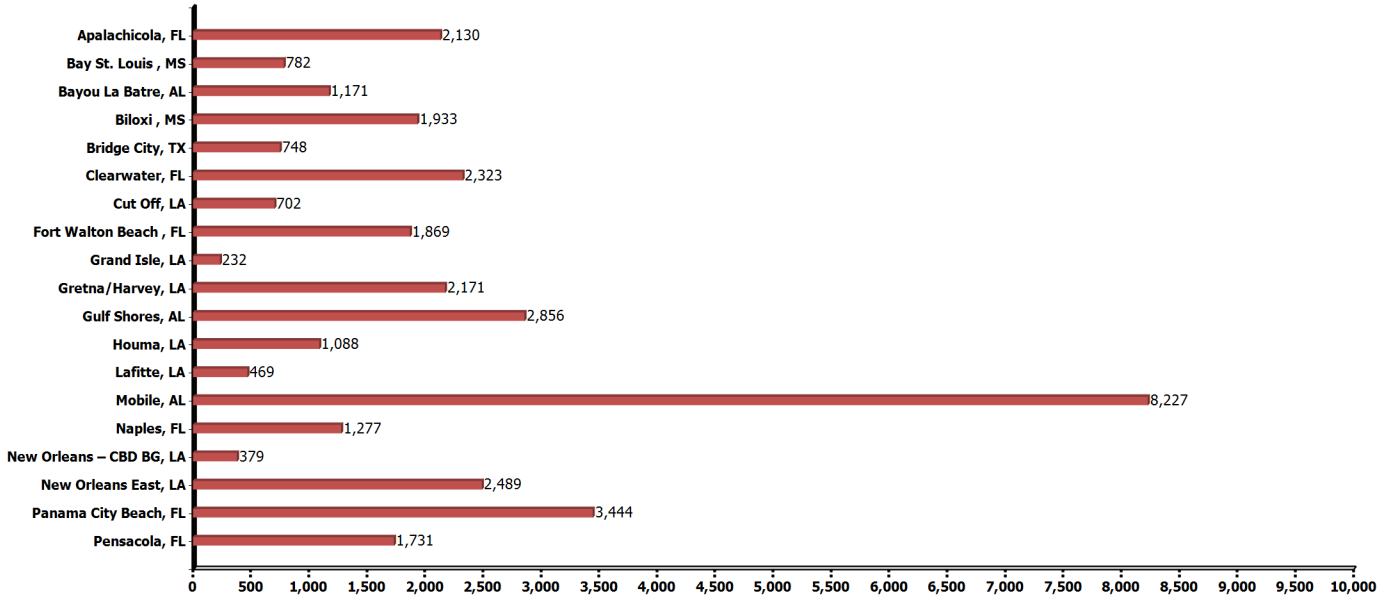


Table 4	Claim Type	Notices Issued											Total Claims Issued Notice
		Eligible - Payable	Eligible - No Payment	Incomplete	Denial					Opt-Outs	Withdrawn	Closed	
					Exclusion Denials	Prior GCCF Release	Causation Denials	Other Denials	Incomplete Denials				
1.	Seafood Compensation Program	9,077	1,119	1,010	45	2,450	0	456	4,622	1,186	2,650	1,422	24,037
2.	Individual Economic Loss	4,734	1,180	4,891	2,712	1,867	65	872	13,579	615	996	2,579	34,090
3.	Individual Periodic Vendor or Festival Vendor Economic Loss	8	0	13	4	23	0	59	119	2	63	16	307
4.	Business Economic Loss	12,459	220	18,117	666	545	2,687	178	5,149	749	2,204	1,372	44,346
5.	Start-Up Business Economic Loss	519	18	1,538	51	41	101	31	843	87	104	224	3,557
6.	Failed Business Economic Loss	37	23	695	47	91	288	564	544	105	64	245	2,703
7.	Coastal Real Property	22,547	28	297	5	761	0	4,464	1,383	355	280	1,570	31,690
8.	Wetlands Real Property	2,484	1	122	8	66	0	1,271	40	58	150	766	4,966
9.	Real Property Sales	571	2	14	4	51	22	527	61	12	54	108	1,426
10.	Subsistence	1,949	3	5,664	10	1,227	0	15	1,523	179	352	254	11,176
11.	VoO Charter Payment	6,960	20	38	16	0	0	583	659	91	63	105	8,535
12.	Vessel Physical Damage	788	21	92	4	0	0	96	196	20	34	82	1,333
13.	Total	62,133	2,635	32,491	3,572	7,122	3,163	9,116	28,718	3,459	7,014	8,743	168,166

Payment Information								
Table 5	Claim Type	Eligibility Notices Issued with Payment Offer		Accepted Offers		Payments Made		
		Number	Amount	Number	Amount	Number	Amount	Unique Claimants Paid
1.	Seafood Compensation Program	9,077	\$1,110,586,072	7,869	\$1,088,532,782	7,420	\$1,066,513,006	4,370
2.	Individual Economic Loss	4,734	\$62,040,041	4,192	\$56,344,437	3,831	\$45,778,235	3,831
3.	Individual Periodic Vendor or Festival Vendor Economic Loss	8	\$77,085	8	\$77,085	8	\$77,085	8
4.	Business Economic Loss	12,459	\$3,062,018,817	11,912	\$2,897,902,711	9,909	\$2,071,505,914	9,516
5.	Start-Up Business Economic Loss	519	\$121,337,671	496	\$114,710,593	441	\$94,775,982	426
6.	Failed Business Economic Loss	37	\$3,438,620	28	\$2,977,358	20	\$1,733,460	20
7.	Coastal Real Property	22,547	\$126,008,543	21,686	\$121,854,704	21,072	\$119,061,506	16,656
8.	Wetlands Real Property	2,484	\$148,431,317	2,284	\$100,789,844	2,258	\$100,077,878	979
9.	Real Property Sales	571	\$28,942,744	560	\$28,326,450	553	\$28,093,575	517
10.	Subsistence	1,949	\$14,064,207	1,768	\$13,073,322	1,684	\$12,523,686	1,684
11.	VoO Charter Payment	6,960	\$278,840,045	6,913	\$278,137,553	6,842	\$275,734,961	5,221
12.	Vessel Physical Damage	788	\$12,428,851	776	\$12,212,282	742	\$11,396,795	692
13.	Total	62,133	\$4,968,214,015	58,492	\$4,714,939,120	54,780	\$3,827,272,082	40,920

Appeals Received				
Table 6	Resolved Appeals			
	Appeal Status	BP Appeals	Claimant Appeals	Total Appeals
1.	Resolved by Panel decision	1,483	544	2,027
2.	Resolved by parties	383	69	452
3.	Withdrawn	267	29	296
4.	Administratively Closed	8	8	16
5.	Inactive Under Reconsideration/Re-Review	133	0	133
6.	Remand to Claims Administrator	104	17	121
7.	Total	2,378	667	3,045
Pending Appeals				
8.	In "Baseball" Process	1,291	101	1,392
9.	In "Non-Baseball" Process	0	245	245
10.	Submitted to Panel	111	120	231
11.	Under Discretionary Court Review	123	60	183
12.	Total	1,525	526	2,051
Grand Total				
13.		3,903	1,193	5,096

Chart 4: Registration and Claim Forms Filed by Month

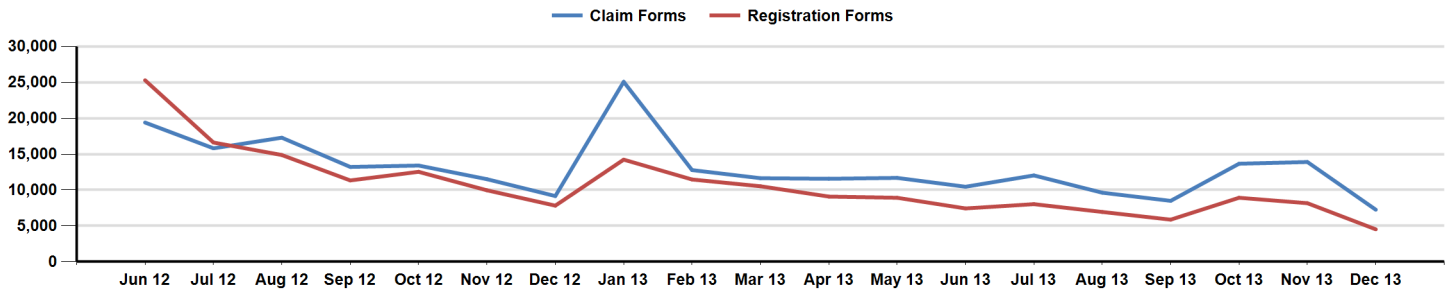


Chart 5: Notices Issued by Month

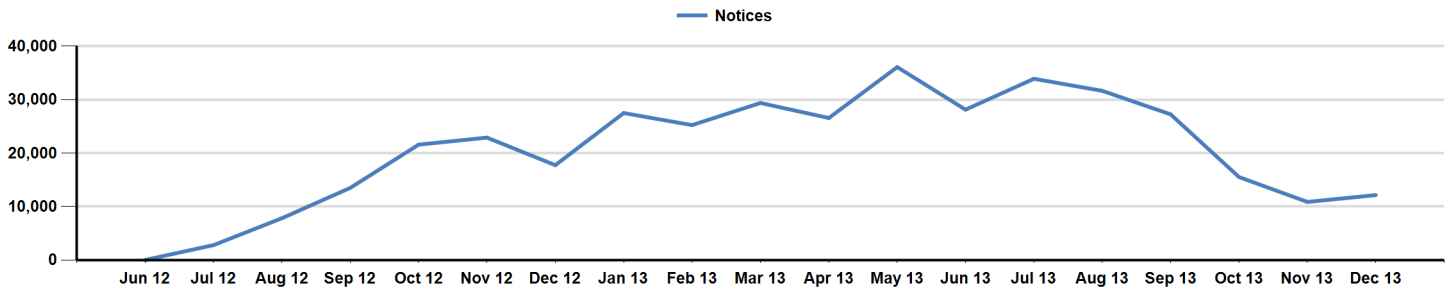


Chart 6: Payments Made by Month

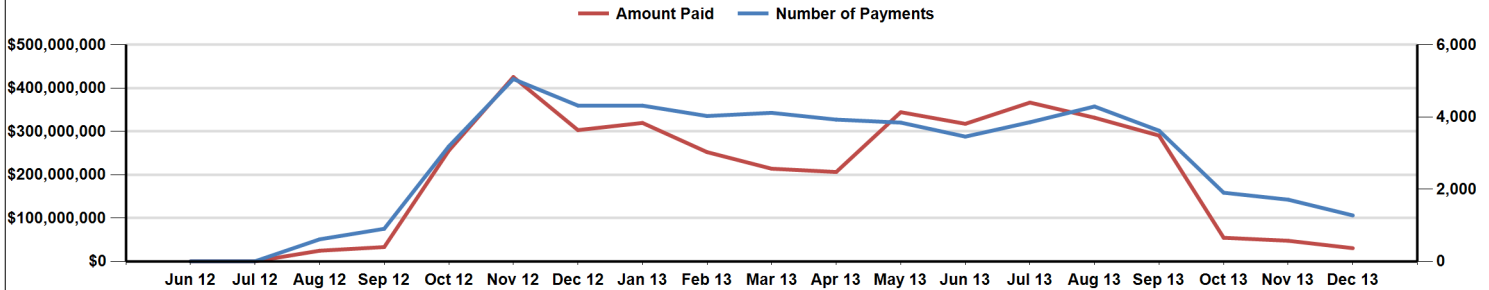
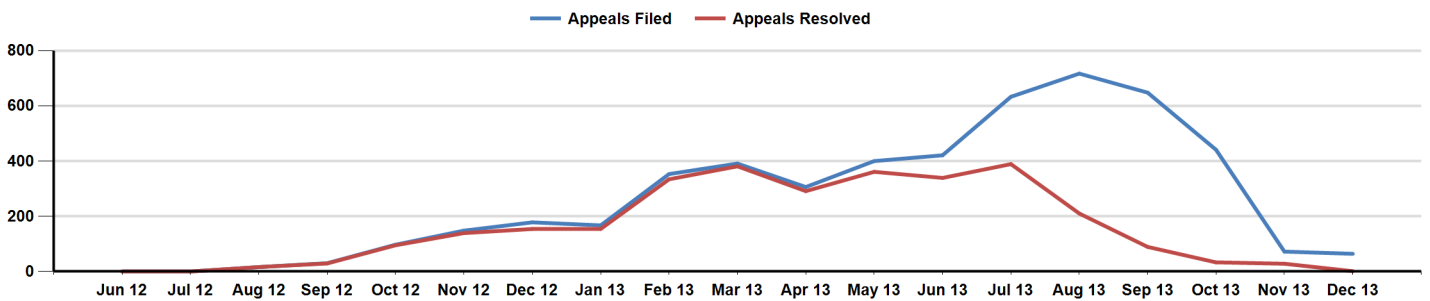


Chart 7: Appeal Resolutions by Month



Legend:

1. Form Begun - Includes electronically filed registration or claim forms for the period of time between the moment a claimant or his attorney has initiated the submission of a form and moment they complete that filing by submitting the electronic signature. This definition also includes hard copy registration or claim forms where the DWH Intake Team is in the process of linking the scanned images and has not yet completed the data entry on that form.
2. Form Submitted - Includes electronically filed registration or claim forms after the claimant or his attorney completes the electronic signature and clicks the submit button. This definition also includes hard copy registration or claim forms where the DWH Intake Team has completed both the linking of scanned images and the data entry on that form.
3. Unique Claimants with Form Submitted - Counts the unique number of claimants with at least one Claim Form Submitted for each Claim Type. Because claimants may file claims for more than one Claim Type, the sum of all Claim Types will not equal the count of total unique claimants.
4. Notices Issued - The count of Notices Issued in Table 4 counts each unique claim issued a Notice only once. For claims issued multiple Notices, this report uses the following hierarchy when counting the claim: (1) Eligibility Notice if the claim has been paid; (2) Most recent active Notice if the claim has not been paid; (3) If the claim has been closed it will not be counted as an Eligibility Notice unless the claim has been paid. The count of Notices Issued in Chart 5, counts all Notices Issued and reports claims with multiple Notices once for each Notice issued. Because of this, the totals reported in Table 4 do not match the totals reported in Chart 5.
5. Payment Information - The timing of payment can be affected by a number of factors. Even after the DHECC receives a Release, delay in receipt of a W-9, or in receipt of the Attorney Fee Acknowledgment Form can delay payment. In addition, any alterations or omissions on the Release Form, or an assertion of a third-party lien against an award amount, can delay payment. As a result, this report will show a higher number of Accepted Offers than Amounts Paid.
6. Appeals Received - Excludes Appeals closed pursuant to 4/24/2013 Court Order.
7. Note: The Claims Administrator continually monitors the status of all claim filings. Through this process, the Claims Administrator may find duplicate claims from the same claimant. In such cases, the Claims Administrator will close the duplicate claim and only process the remaining valid claim. This report excludes duplicate claims from all counts of claims filed.