



**UNITED STATES DISTRICT COURT
EASTERN DISTRICT OF LOUISIANA**

**In Re: Oil Spill by the Oil Rig
“Deepwater Horizon” in the Gulf
of Mexico, on April 20, 2010**

**MDL NO. 2179
SECTION J**

Applies to: *All Cases*

**JUDGE BARBIER
MAGISTRATE JUDGE SHUSHAN**

**REPORT BY THE CLAIMS ADMINISTRATOR OF THE DEEPWATER
HORIZON ECONOMIC AND PROPERTY DAMAGES SETTLEMENT
AGREEMENT ON THE STATUS OF CLAIMS REVIEW**

STATUS REPORT NO.

28

DATE

DECEMBER 30, 2014

**UNITED STATES DISTRICT COURT
EASTERN DISTRICT OF LOUISIANA**

**In re: Oil Spill by the Oil Rig
“Deepwater Horizon” in the Gulf
of Mexico, on April 20, 2012**

**MDL NO. 2179
SECTION J**

Applies to: *All Cases*

**JUDGE BARBIER
MAGISTRATE JUDGE SHUSHAN**

**REPORT BY THE CLAIMS ADMINISTRATOR OF THE DEEPWATER HORIZON
ECONOMIC AND PROPERTY DAMAGES SETTLEMENT AGREEMENT ON THE
STATUS OF CLAIMS REVIEW**

STATUS REPORT NO. 28, DATED DECEMBER 30, 2014

The Claims Administrator of the Deepwater Horizon Economic and Property Settlement Agreement (Settlement Agreement) submits this Report to inform the Court of the status of the implementation of the Settlement Agreement as of November 30, 2014. The Claims Administrator will provide any other information in addition to this Report as requested by the Court.

I. STATUS OF THE CLAIMS REVIEW PROCESSES AND CLAIM PAYMENTS

A. Claim Submissions.

1. Registration and Claim Forms.

The Claims Administrator opened the Settlement Program with needed functions staffed and operating on June 4, 2012, just over 30 days after the Claims Administrator’s appointment. The Claims Administrator’s Office and Vendors (CAO)¹ have received 229,703 Registration Forms and 290,595 Claim Forms since the Program opened on June 4, 2012, as shown in the Public Statistics for the Deepwater Horizon Economic and Property Damages Settlement (Public Report) attached as Exhibit A. Additionally, claimants have begun, but not fully completed and

¹ “Claims Administrator’s Office”, as used within this report, refers to the Claims Administrator and, where applicable, Court-Supervised Settlement Program vendors working with and under the Claims Administrator.

submitted, 11,987 Claim Forms. The Forms are available online, in hard copy, or at Claimant Assistance Centers located throughout the Gulf.

Of the total Claim Forms submitted and the Claim Forms begun but not fully completed and submitted, 8.3% have been filed or are being filed within the Seafood Program, 16.9% have been filed or are being filed within the Individual Economic Loss (IEL) framework, and 39.1% have been filed or are being filed within the Business Economic Loss (BEL) framework (including Start-Up and Failed BEL Claims). *See* Ex. A, Table 2. Deepwater Horizon (DWH) staff at the Claimant Assistance Centers assisted in beginning and/or completing 37,733 of these Claim Forms. *See* Ex. A, Table 3.

2. Minors, Incompetents, and Deceased Claimants.

The table below describes the claims filed on behalf of minors, incompetents, and deceased claimants in the Settlement Program.

Table 1. Minors, Incompetents, and Deceased Claimants.					
	Status	New Since Last Report	No Longer a Minor/Incompetent or Reclassified as an Estate Since Last Report	Change Since Last Report	Total Claimants
A. Minor Claimants					
1.	Claims Filed	1	1	0	58
2.	Claims Within GADL Review	0	0	0	5
3.	Eligible for Payment	0	0	0	14
4.	Approval Orders Filed	0	N/A	0	13
B. Incompetent Claimants					
1.	Claims Filed	1	0	+1	124
2.	Claims Within GADL Review	0	0	0	2
3.	Eligible for Payment	1	0	+1	65
4.	Approval Orders Filed	0	N/A	0	59
C. Deceased Claimants					
1.	Claims Filed	7	1	+6	595
2.	Eligible for Payment	9	1	+8	231
3.	Approval Orders Filed	1	N/A	+1	184

3. Third Party Claims.

The CAO receives, processes, and pays the claims and/or liens asserted by attorneys, creditors, governmental agencies, or other third parties (Third Party Claims) against the payments to be made by the CAO to eligible claimants under the Settlement Agreement in accordance with Court Approved Procedure Order No. 1 (as entered September 9, 2012, and amended March 11, 2013).

The CAO requires a third party claimant to submit enforcement documentation soon after the initial Third Party Claim assertion. If a Third Party Claim assertion does not contain claimant-identifying information and/or the required enforcement documentation, the CAO sends the third party claimant an Acknowledgment Notice providing the third party claimant 20 days to submit the claimant-identifying information and/or the specified documentation required to support the Third Party Claim. If the third party claimant fails to submit the responsive information/documentation within 20 days, the CAO disallows the Third Party Claim and issues a Disallowed Notice to the third party claimant. The CAO issues a Notice of Enforced Third Party Claim to each claimant and third party claimant as soon as the CAO receives sufficient enforcement documentation, regardless of where any underlying Settlement Program Claim is in the review process. The claimant may, but is not required to, object to the Third Party Claim at this time. After the CAO sends an Eligibility Notice to the affected Settlement Program Claimant against whom an Enforced Third Party Claim has been asserted (meaning that both the underlying claim and the Third Party Claim are payable), the CAO sends the claimant/claimant's attorney and the third party claimant a Notice of Valid Third Party Claim, and the claimant has 20 days to notify the CAO of any objection to the Third Party Claim.

The CAO continues to process and pay Third Party Claims as reflected in Table 2 below.

Table 2. Third Party Claims.							
	Type of Third Party Claim (“TPC”)	TPCs Asserted	TPCs Asserted Against Claimants With a DHECC ID	TPCs Asserted Against Payable Claims	Valid TPCs Asserted Against Payable Claims	Claims with TPCs Paid/Ready for Payment (TPClmt)	Claims with TPCs Paid/Ready for Payment (Clmt)
1.	Attorney’s Fees	2,549	2,357	505	322	354	634
2.	IRS or State Tax Levies	1,058	882	71	59	58 ²	93 ³
3.	Individual Domestic Support Obligations	446	300	114	86	89	116
4.	Blanket State-Asserted Multiple Domestic Support Obligations	4 states	N/A	N/A	N/A	0	0
5.	3rd Party Lien/Writ of Garnishment	982	441 ⁴	45	20	12	12
6.	Claims Preparation/Accounting	4,670	4,484	202	164	100	113
7.	TOTAL	9,705	8,464	937	651	613	968⁵

The CAO sends a Notice of Third Party Claim Dispute to all parties involved in a disputed Valid Third Party Claim. If the claimant and third party claimant are unable to resolve their dispute by agreement and if the dispute is over a Third Party Claim for attorney’s fees or fees associated with work performed in connection with a Settlement Program Claim, the claimant and third party claimant may participate in the Court-approved Third Party Claims Dispute Resolution Process and will receive a Request for Third Party Claim Dispute Resolution Form with the Notice of Third Party Claim Dispute.

² This number decreased by three due to the removal of entries for a second lien asserted against a payable claim and updates to reflect lien satisfaction from a claimant’s first payable claim, negating the need for a lien withholding from a second payable claim.

³ This number decreased by two due to the removal of entries for a second lien asserted against a payable claim.

⁴ This number decreased due to an internal review of claimant-identifying information submitted by lien holders and removal of duplicate debtors.

⁵ A Third Party Claim can be asserted against one or more Settlement Program claims. Additionally, if the Third Party Claim amount is in dispute, the CAO pays the claimant the undisputed portion of the Settlement Payment. For these reasons, this total may not be equal to the total of the two preceding columns.

Table 3 provides additional information about participation in the Third Party Claims Dispute Resolution Process.

Table 3. Third Party Claims Dispute Resolution Process.				
Eligible Disputes	Request Forms Received for Eligible Disputes	Records Provided to Adjudicator	Disputes Withdrawn	Final Decisions⁶
113	92	65	60	30

If the dispute is over a Third Party Claim asserted by a state or federal agency, the claimant must resolve the dispute in accordance with the applicable agency's procedures. If the dispute is over the amount of a Third Party Claim based on a final judgment of a state or federal court, the CAO must receive either a written agreement between the parties or a copy of a subsequent modifying court order in order to validate the claimant's objection⁷; otherwise, the CAO will issue payment in satisfaction of the judgment to the third party claimant.

To date, the CAO has removed 1,759 lien holds due to parties releasing their Third Party Claims or resolving disputes.

B. Claims Review.

The CAO completed its first claim reviews and issued its first outcome notices on July 15, 2012, and its first payments on July 31, 2012. There are many steps involved in reviewing a claim so that it is ready for a notice.

1. Identity Verification.

The Claimant Identity Verification review is the first step in the DWH claims review process. The Identity Verification team conducts searches based on the Taxpayer Identification Numbers (TIN) of claimants to confirm that both the claimant's name and TIN exist and

⁶ Several factors affect when a Dispute is ripe for the Adjudicator to issue a Final Decision, including whether the Adjudicator has requested additional documentation or granted a Telephonic Hearing.

⁷ For a claimant to object to a Third Party Claim based on a final judgment of a state or federal court, the CAO requires additional evidence beyond a mere objection to delay or deny payment of the court-ordered debt.

correspond with each other. The Identity Verification team has initiated verifications for 203,315 claimants. Of those, the CAO has matched the TIN and claimant's name to public records databases and verified identity for 110,556 claimants from the initial query through LexisNexis and/or Dun & Bradstreet. The CAO has reviewed the remaining 92,759 claimants to determine whether claimant identity could be verified after searching for typographical errors and name changes or after reviewing official documentation from the Internal Revenue Service or Social Security Administration. Of the remaining 92,759 claimants, the CAO has verified the identity of 88,588.

If the CAO cannot verify a claimant's identity after review, but it appears that additional documentation may allow the CAO to verify the claimant's identity, the CAO issues a Verification Notice to the claimant requesting such documentation. Verification Notice types include an SSN Notice, an ITIN Notice, and an EIN Notice. Claimants may receive more than one type of Verification Notice depending on the claimant's Taxpayer Type or if the claimant requests a change in his Taxpayer Type or TIN.

The CAO reviews the documentation that claimants submit in response to the Verification Notice to determine whether it is sufficient to verify identity. The table below contains information on the number of claimants verified by the CAO during an initial Identity Verification review, in addition to the type and number of TIN Verification Notices issued when the CAO could not verify identity after the initial review.

Table 4. Identity Verification Review Activity.				
	Claimant Status	Total Claimants	Total Claimants Verified After Review/Notice	Claimants Remaining to be Verified
1.	Under Review	623	N/A	623
2.	Verified During Review	70,119	70,119	N/A
3.	SSN Notice Issued After Review	2,844	2,239	605
4.	ITIN Notice Issued After Review	404	352	52
5.	EIN Notice Issued After Review	18,474	15,670	2,804
6.	EIN & ITIN Notice Issued After Review	44	31	13
7.	EIN & SSN Notice Issued After Review	246	173	73
8.	EIN, ITIN & SSN Notice Issued After Review	5	4	1
9.	Total	92,759	88,588	4,171

The following table contains information about the average time in days for claimants to provide documentation sufficient to verify the claimant's identity after receiving a Verification Notice.

Table 5. Average Time to Cure Verification Notice.		
	Notices Type	Average Days to Cure
1.	SSN Notice	54
2.	ITIN Notice	31
3.	EIN Notice	36

When a claimant submits a Subsistence claim stating that he or she fished or hunted to sustain his or her basic personal and/or family's dietary needs, the CAO verifies the identities of the claimed family members. To do so, the CAO attempts to match each claimed family member's name and TIN to ensure that the family member exists and that the family member was not deceased prior to or at the time of the Spill or is not an overlapping dependent already identified. The CAO first attempts to match each family member's name and TIN to public records databases through LexisNexis. To date, the CAO has sent 71,717 family members' names and TINs, associated with 23,608 claims, to LexisNexis for verification. If a claimed family member's identity cannot be verified through LexisNexis, the CAO reviews the claim file

to determine whether the claimed family member's identity can be verified using information contained within the file. After each claimed family member's identity has been verified or reviewed, the Subsistence team reviews the claim to determine eligibility for payment.

Table 6. Subsistence Family Member Identity Verification Activity.					
		Awaiting Review	Change from Last Report	Reviewed	Change from Last Report
1.	Number of Claims	215	215	12,805	1,122
2.	Number of Family Members	1,030	1,030	54,957	5,215

2. Employer Verification Review (EVR).

The EVR process ensures that all employees of the same business are treated uniformly and that each business is placed in the proper Zone. The review also walks through the analysis necessary to assign the proper NAICS code to a business. The EVR team has completed the EVR analysis for 253,301 businesses and rental properties.

From November 1, 2014, through November 30, 2014, the team completed the EVR process for 3,270 businesses and rental properties, and 3,462 business and rental properties were identified for review. The CAO continues to perform its Employer Verification Review for new businesses and rental properties on a first-in, first-out basis.

3. Exclusions.

The Exclusions review process ensures that claims and claimants excluded under the Settlement Agreement are appropriately denied. The Exclusions team guides the reviewers and the EVR team when questions arise during the Exclusion review. Table 7 below shows the number of Denial Notices issued to date for each Exclusion Reason and the team responsible for making such a determination.

Table 7. Exclusions.				
	Exclusion Reason	Team Responsible	Denial Notices Since Last Report	Total Denial Notices
1.	GCCF Release	Exclusions	15	7,799
2.	BP/MDL 2179 Defendant		2	409
3.	US District Court for Eastern District of LA		0	23
4.	Not a Member of the Economic Class	Claims Reviewers	7	386
5.	Bodily Injury		0	6
6.	BP Shareholder		0	8
7.	Transocean/Halliburton Claim		0	0
8.	Governmental Entity	EVR⁸	4	876
9.	Oil and Gas Industry		24	1,260
10.	BP-Branded Fuel Entity		0	241
11.	Menhaden Claim		0	18
12.	Financial Institution		4	342
13.	Gaming Industry		1	735
14.	Insurance Industry		1	236
15.	Defense Contractor		0	395
16.	Real Estate Developer		13	430
17.	Trust, Fund, Financial Vehicle		0	18
18.	Total Denial Notices from Exclusions		71	13,182

4. Claimant Accounting Support Reviews.

A special team handles Claimant Accounting Support (CAS) reviews. CAS reimbursement is available under the Settlement Agreement for IEL, BEL, and Seafood claims. After a claim has been determined to be payable and the Compensation Amount has been calculated, the CAS team reviews accounting invoices and CAS Sworn Written Statements submitted by the claimant. Table 8 includes information on the number of CAS reviews the CAO has completed to date, whether the Accounting Support documentation was complete, and the dollar amounts reimbursed for each Claim Type.

⁸ Table 7 was updated to reflect that claims reviewers no longer determine exclusions for Government, Oil and Gas, and BP-Branded Fuel Entities.

Table 8. Claimant Accounting Support.									
	Claim Type	CAS Review Results				Total CAS Review Results		CAS Dollar Amount Reimbursed	
		Complete		Incomplete		Since Last Report	Total to Date	Since Last Report	Total to Date
		Since Last Report	Total to Date	Since Last Report	Total to Date				
1.	BEL	735	13,240	89	1,649	824	14,889	\$878,351.99	\$18,557,556.77
2.	IEL	44	3,189	7	691	51	3,880	\$5,441.50	\$384,958.44
3.	Seafood	9	3,940	8	807	17	4,747	\$1,722.50	\$1,603,593.50
4.	TOTAL	788	20,369	104	3,147	892	23,516	\$885,515.99	\$20,546,108.71

5. Quality Assurance Review.

The Quality Assurance (QA) process addresses three fundamental needs of the Settlement Program: (a) it ensures that all claims reviewed within the system environment are reviewed in accordance with the provisions of the Settlement Agreement by targeting anomalous claim results through data metrics analysis; (b) it provides a mechanism to monitor reviewer performance and the tools necessary to efficiently and effectively provide feedback to reviewers; and (c) it identifies areas of review resulting in high discrepancy rates that require retraining or refined review procedures and data validations.

The CAO has implemented a reviewer follow-up process for all claim types reviewed within the system environment. The CAO provides daily follow-up to reviewers in the event a QA review of a particular claim produces a result different than that of the original review. The CAO also has a report that identifies specific reviewers who may require retraining and reveals whether there are issues that warrant refresher training for all reviewers. Table 9 shows, by Claim Type, the number of claims identified for QA review through the system of record database QA process, as well as the number of QA reviews which were completed, the number in progress, and the number awaiting review.

Table 9. Quality Assurance Reviews.⁹							
	Claim Type	Total Reviews Needing QA To Date	QA Reviews Completed	% of QA Reviews Completed	QA Reviews in Progress	Claims Awaiting QA Review	QA Reviews Completed Since Last Report
1.	Seafood	25,461	25,355	99.6%	72	34	4
2.	IEL	34,963	33,697	96.4%	834	432	497
3.	BEL	34,241	33,479	97.8%	299	463	1,166
4.	Start-Up BEL	2,677	2,629	98.2%	17	31	71
5.	Failed BEL	2,469	2,424	98.2%	13	32	59
6.	Coastal RP	21,933	21,896	99.8%	19	18	93
7.	Wetlands RP	8,004	7,966	99.5%	37	1	384
8.	RPS	952	952	100.0%	0	0	3
9.	Subsistence	49,871	39,331	78.9%	1,233	9,307	3,037
10.	VoO	7,935	7,929	99.9%	2	4	3
11.	VPD	1,533	1,520	99.2%	2	11	1
12.	TOTAL	190,039	177,178	93.2%	2,528	10,333	5,318

6. Claim Type Review Details.

Table 10 provides information, by Claim Type, on the number of claims filed, the number of claims that have been reviewed to Notice, the number of claims remaining to be reviewed to Notice, and the number of claims reviewed to either a Notice or “Later Notice” to date. Table 10 divides the claims reviewed to a “Later Notice” into separate sections: (1) claims receiving a Notice based on CAO review following the submission of additional materials by a claimant in response to an Incompleteness Notice, and (2) claims receiving a Notice following a Reconsideration review conducted by the CAO.

⁹ Table 9 only includes system generated data that arise from Quality Assurance reviews of initial claim reviews that are performed within the confines of the system environment. Separate from the initial claim review, there are numerous ancillary steps within the overall claim review process in which Quality Assurance activities and measures are performed outside of the system environment.

Table 10. Throughput Analysis of Claims Filed and Notices Issued.

A. Claims Reviewed to First Notice										
	Claim Type	Status of All Claims Filed					Productivity From 11/1/14 Through 11/30/14			
		Total Claims Filed To Date	Reviews Completed to Notice or Closed		Claims Remaining to Review		New Claims Filed	Avg. Daily Claims Filed	Reviews Completed to First Notice	Avg. Daily Reviews to First Notice
1.	Seafood	24,752	24,473	98.9%	279	1.1%	11	<1	19	<1
2.	IEL	44,644	41,142	92.2%	3,502	7.8%	338	11	117	4
3.	IPV/FV	298	286	96.0%	12	4.0%	2	<1	2	<1
4.	BEL	105,522	68,949	65.3%	36,573	34.7%	601	20	1,879	63
5.	Start-Up BEL	5,800	4,468	77.0%	1,332	23.0%	66	2	142	5
6.	Failed BEL	3,932	3,239	82.4%	693	17.6%	30	<1	84	3
7.	Coastal RP	37,324	36,974	99.1%	350	0.9%	171	6	154	5
8.	Wetlands RP	17,859	9,733	54.5%	8,126	45.5%	336	11	454	15
9.	RPS	1,707	1,687	98.8%	20	1.2%	11	<1	18	<1
10.	Subsistence	38,532	18,796	48.8%	19,736	51.2%	207	7	1,549	52
11.	VoO	8,774	8,729	99.5%	45	0.5%	5	<1	4	<1
12.	VPD	1,451	1,412	97.3%	39	2.7%	2	<1	1	<1
13.	TOTAL	290,595	219,888	75.7%	70,707	24.3%	1,780	59	4,423	147
B. Claims Reviewed to Later Notice										
	Claim Type	Initial or Preliminary Incompleteness Response			Follow-Up Incompleteness Responses			Requests for Reconsideration		
		Total Responses	Claims with Later Notice	Remaining Claims	Total Responses	Claims with Later Notice	Remaining Claims	Total Requests	Claims with Later Notice	Remaining Claims
1.	Seafood	5,951	5,487	464	2,866	2,635	231	3,765	3,481	284
2.	IEL	17,599	15,632	1,967	9,012	7,771	1,241	5,834	5,201	633
3.	IPV/FV	103	100	3	37	35	2	39	38	1
4.	BEL	37,786	22,481	15,305	15,290	9,245	6,045	7,532	4,352	3,180
5.	Start-Up BEL	2,524	1,833	691	1,475	967	508	695	391	304
6.	Failed BEL	1,101	846	255	668	468	200	605	423	182
7.	Coastal RP	5,675	5,550	125	1,646	1,608	38	2,045	2,007	38
8.	Wetlands RP	488	347	141	102	73	29	563	448	115
9.	RPS	321	317	4	118	114	4	216	212	4
10.	Subsistence	7,412	2,952	4,460	2,228	810	1,418	698	342	356
11.	VoO	949	931	18	404	392	12	634	624	10
12.	VPD	785	750	35	364	344	20	264	249	15
13.	TOTAL	80,694	57,226	23,468	34,210	24,462	9,748	22,890	17,768	5,122

C. Claim Payments.

1. Notices and Payments.

Tables 4 and 5 of the Public Report attached in Exhibit A provide detail on the notices and payments issued to date. As of November 30, 2014, the CAO has issued 76,330 Eligibility Notices to unique claims with Payment Offers totaling \$4.78 billion¹⁰. As of that date, the CAO has made \$4.29 billion in payments on 72,392 claims.

2. Claimants in Bankruptcy.

The CAO reviews each claimant who indicates an open bankruptcy on the Registration Form (Debtor Claimant) to determine whether the claimant has submitted sufficient documentation from the applicable bankruptcy court to issue payment. If the CAO determines that the claimant is not a Debtor Claimant per the Procedure for Disposition of Claims by Claimants in Bankruptcy (Proc-445), or if the claimant submits sufficient documentation for the CAO to issue payment on all active claims, the CAO will remove the Bankruptcy Hold.

Table 11 provides information about the status of claimants identified as Debtor Claimants, including information on notices issued to those claimants.

Table 11. Claimants in Bankruptcy.			
1.	Identified Claimants in Bankruptcy	Total	Change Since Last Report
(a)	Claimants with Active Bankruptcy Holds	1,957	0
(b)	Claimants with Removed Bankruptcy Holds	970	+7
2.	Bankruptcy Notices Issued	Total	Change Since Last Report
(a)	Debtor Claimant in Bankruptcy Notices	378	+8
(b)	Bankruptcy Trustee Communication Notices	87	+1
(c)	Bankruptcy Trustee Informational Notices	67	+1

¹⁰ Court Status Report No. 27 reported Payment Offers totaling \$5.27 billion. The decrease in total Payment Offers reported in this Report occurred because the CAO deactivated 1,475 Eligibility Notices as a result of the Court's requirement that the CAO review again under Policy 495 claims that raise matching in the appeals process. The CAO deactivated these Notices to allow the issuance of new Eligibility Notices after Accountant Review.

D. Re-Reviews, Reconsiderations, and Appeals.**1. Re-Reviews and Outcomes.**

The CAO implemented a Re-Review process beginning on January 18, 2013, that provides claimants with the opportunity to request a Re-Review of their claim within 30 days of the issuance of an Eligibility or Denial Notice if the claimant has additional documentation not previously submitted to support its claim. Following a Re-Review, claimants receive a Post Re-Review Notice, from which they may then request Reconsideration if they wish. To date, there have been 84,746 Eligibility or Denial Notices issued from which claimants can or could seek Re-Review. Of those, 2,102 are still within the 30-day window to seek Re-Review and Re-Review has not yet been requested, leaving 82,644 claims for which the window to seek Re-Review has passed. Of those, claimants have requested Re-Review of 6,673 claims. Thus, the rate of Re-Review from all final determinations is 8.1%. The rate of Re-Review from Eligibility Notices is 4.7%, while the rate of Re-Review from Denial Notices is 16.3%.

Table 12 summarizes the Re-Reviews the CAO has completed, the number of Post Re-Review Notices the CAO has issued, and whether the outcome of the Re-Review resulted in an award that was higher than (↑), lower than (↓), or the same as (↔) the outcome previously issued. The table also includes information on whether an original Exclusion Denial was confirmed or overturned on Re-Review.

Table 12. Re-Reviews.					
A. Re-Review Requests and Reviews					
	Claim Type	Requests Received To Date	Reviews Completed To Date		
			Total	Completed Since Last Report	Average Weekly Reviews
1.	Seafood	840	830	2	9
2.	IEL	854	812	51	9
3.	IPV/FV	11	11	0	<1

Table 12. Re-Reviews.								
4.	BEL		2,741		2,269		266	24
5.	Start-Up BEL		151		127		6	1
6.	Failed BEL		192		168		5	2
7.	Coastal RP		1,019		1,010		4	11
8.	Wetlands RP		362		290		28	3
9.	RPS		92		92		1	<1
10.	Subsistence		298		214		44	2
11.	VoO		61		61		0	<1
12.	VPD		52		50		0	<1
13.	TOTAL		6,673		5,934		407	63
B. Re-Review Notices Issued								
	Claim Type	Notices Issued or Claims Closed		Outcome of Re-Review Notice				
		Total to Date	Weekly Average	Compensation Amount for Eligible Claims			Exclusions/Denials	
				↑	↓	↔	Confirmed	Overturned
1.	Seafood	779	8	414	40	228 ¹¹	92	5
2.	IEL	745	8	178	66	240	255	6
3.	IPV/FV	11	<1	0	0	0	11	0
4.	BEL	1,980	21	450	80	114	1,324	12
5.	Start-Up BEL	95	1	16	3	5	70	1
6.	Failed BEL	144	2	1	3	0	140	0
7.	Coastal RP	1,008	11	47	4	119	803	35
8.	Wetlands RP	277	3	22	7	29	212	7
9.	RPS	92	<1	1	0	3	75	13
10.	Subsistence	126	1	58	15	24	29	0
11.	VoO	60	<1	7	5	17	29	2
12.	VPD	46	<1	20	0	13	12	1
13.	TOTAL	5,363	57	1,214	223	792	3,052	82

¹¹ The CAO previously issued a first Eligibility Notice to one claim on August 13, 2013, where the claimant requested Re-Review of this Eligibility Notice on September 12, 2013, and received a Post Re-Review Eligibility Notice on October 22, 2013. The claimant then requested Reconsideration, and later appealed the outcome of that Reconsideration. On appeal, the Appeal Panel remanded the claim back to the CAO, and the CAO then issued a second Eligibility Notice on October 21, 2014. On November 20, 2014, the claimant requested another Re-Review of that second Eligibility Notice. Because of this second Re-Review request, the CAO removed the claim from Table 12B until the CAO issues a new Post Re-Review Notice.

2. Reconsideration Reviews and Outcomes.

To date, there have been 163,657 Eligibility, Denial, or Incompleteness Denial Notices issued from which claimants can or could seek Reconsideration. Of those, 3,961 are still within the 30 day window to seek Reconsideration and Reconsideration has not yet been requested, leaving 159,696 claims for which the window to seek Reconsideration has passed. Of those, claimants have requested Reconsideration of 22,890 claims. Thus, the rate of Reconsideration from all final determinations is 14.3%. The rate of Reconsideration from Eligibility Notices is 5.3%, while the rate of Reconsideration from Denial and Incompleteness Denial Notices is 23.5%.

Table 13 summarizes the Reconsiderations the CAO has completed, the number of Post-Reconsideration Notices the CAO has issued, and whether the outcome of the Reconsideration review resulted in an award that was higher than (↑), lower than (↓), or the same as (↔) the outcome previously issued. The table also includes information on whether an original Exclusion Denial was confirmed or overturned on Reconsideration.

Table 13. Reconsideration.					
A. Reconsideration Requests and Reviews					
	Claim Type	Requests Received To Date	Reviews Completed To Date		
			Total	Completed Since Last Report	Average Weekly Reviews
1.	Seafood	3,765	3,590	4	31
2.	IEL	5,834	5,513	171	48
3.	IPV/FV	39	38	1	<1
4.	BEL	7,532	6,229	344	54
5.	Start-Up BEL	695	603	53	5
6.	Failed BEL	605	546	10	5
7.	Coastal RP	2,045	2,020	9	18
8.	Wetlands RP	563	456	10	4
9.	RPS	216	214	2	2
10.	Subsistence	698	529	70	5

Table 13. Reconsideration.									
11.	VoO			634			629	0	5
12.	VPD			264			259	2	2
13.	TOTAL			22,890			20,626	676	180
B. Reconsideration Notices Issued									
	Claim Type	Notices Issued or Claims Closed		Outcome of Reconsideration Notice					
		Total to Date	Weekly Average	Compensation Amount for Eligible Claims			Exclusions/Denials		
				↑	↓	↔	Confirmed	Overtured	
1.	Seafood	3,481	29	777	164	486	1,715	339	
2.	IEL	5,201	43	151	116	395	3,277	1,262	
3.	IPV/FV	38	<1	0	0	0	37	1	
4.	BEL	4,352	36	352	132	252	2,007	1,609	
5.	Start-Up BEL	391	3	10	11	13	176	181	
6.	Failed BEL	423	4	1	6	2	335	79	
7.	Coastal RP	2,007	17	97	24	405	1,223	258	
8.	Wetlands RP	448	4	25	1	56	341	25	
9.	RPS	212	2	1	0	4	187	20	
10.	Subsistence	342	3	17	6	14	254	51	
11.	VoO	624	5	58	6	122	381	57	
12.	VPD	249	2	48	5	17	112	67	
13.	TOTAL	17,768	149	1,537	471	1,766	10,045	3,949	

3. Appeals.

(a) BP Appeals¹².

To date, the CAO has issued 20,821 Eligibility Notices that meet or exceed the threshold amount rendering them eligible for appeal by BP. Of those, 162 Notices are still within the timeframe in which BP can file an appeal and BP has not yet done so, leaving 20,659 Notices that BP has either appealed or for which the deadline for BP to file an appeal has passed. Of

¹² The Appeals figures referenced on pages 17 and 18 of this report include a sub-set of 1,475 claims where the CAO subsequently deactivated the Eligibility Notice as a result of the Court's requirement that the CAO review again under Policy 495 any claims that raised matching in the Appeals Process. Therefore, Tables 14 and 15 display, as a separate line-item, those BP and Claimant appeals that were returned to the Settlement Program from the Appeals Process for review under Policy 495.

those 20,659 Notices, BP has filed 5,245 appeals, a 25.4% appeal rate. Table 14 provides summary information on the status of BP appeals.

BP has filed 405 appeals solely for preservation purposes relating to BP's petition for certiorari to the Supreme Court; therefore, these appeals were not assigned to an Appeal Panel and are being Administratively Closed. To date, 391 of the 405 preservation appeals have been Administratively Closed. Of the 405 preservation appeals, 106 were filed and 102 were Administratively Closed since the previous Court Status Report.

Table 14. Status of BP Appeals.				
A. Appeal Filing/Resolution				
	Status	As of Last Report	Since Last Report	Total
1.	BP Appeals Filed	4,728	517	5,245
2.	Resolved Appeals	4,341	264	4,605
(a).	Resolved by Panel Decision	1,533	71	1,604
(b).	Resolved by Parties	520	56	576
(c).	Remand to Claims Administrator	83	11	94
(d).	Administratively Closed	297	102	399
(e).	Withdrawn	309	4	313
(f).	Inactive Under Reconsideration/Re-Review	158	16	174
(g).	Return for Review Under Policy 495	1,441	4	1,445
B. Pending Appeals				
1.	In "Baseball" Process		501	
2.	Submitted to Panel		72	
3.	Under Discretionary Court Review		67	
4.	TOTAL PENDING		640	

(b) Claimant Appeals¹³.

Before a claimant may file an appeal, the claimant must request Reconsideration and receive a Post-Reconsideration Eligibility or Denial Notice. To date, the CAO has issued 8,513

¹³ The Appeals figures referenced on pages 17 and 18 of this report include a sub-set of 1,475 claims where the CAO subsequently deactivated the Eligibility Notice as a result of the Court's requirement that the CAO review again under Policy 495 any claims that raised matching in the Appeals Process. Therefore, Tables 14 and 15 display, as a separate line-item, those BP and Claimant appeals that were returned to the Settlement Program from the Appeals Process for review under Policy 495.

Post-Reconsideration Eligibility and Denial Notices. Of those, 190 Notices are still within the timeframe in which the claimant can file an appeal and the claimant has not yet done so, leaving 8,323 Notices that the claimant has either appealed or for which the deadline for the claimant to file an appeal has passed. Of those 8,323 Notices, claimants have filed 1,652 appeals, a 19.8% appeal rate. Of the 1,652 claimant appeals, 1,090 are appeals of Post-Reconsideration Denial Notices, while 562 are appeals of Post-Reconsideration Eligibility Notices. Table 15 provides summary information on the status of Claimant Appeals.

Table 15. Status of Claimant Appeals.				
A. Appeal Filing/Resolution				
	Status	As of Last Report	Since Last Report	Total
1.	Claimant Appeals Filed	1530¹⁴	122	1,652
2.	Resolved Appeals	1,283	51	1,334
(a).	Resolved by Panel Decision	987	48	1,035
(b).	Resolved by Parties	86	1	87
(c).	Remand to Claims Administrator	31	2	33
(d).	Administratively Closed	50	-1 ¹⁵	49
(e).	Withdrawn	40	0	40
(f).	Return for Review Under Policy 495	89	1	90
B. Pending Appeals				
1.	In "Baseball" Process		27	
2.	In "Non-Baseball" Process		212	
3.	Submitted to Panel		48	
4.	Under Discretionary Court Review		31	
5.	TOTAL PENDING		318	

¹⁴Court Status Report No. 27 did not include one claimant appeal that was listed as "Resolved by Panel Decision". Accordingly, the "As of Last Report" figures for "Resolved by Panel Decision," "Resolved Appeals," and "Claimant Appeals Filed" increased by one.

¹⁵The number of Administratively Closed appeals decreased by one because one appeal from the "Administratively Closed" category in Court Status Report No. 27 is now in the "In 'Non-Baseball' Process" category. The CAO Administratively Closed this appeal after the claimant did not submit funds for the appeal fee. The Appeals Coordinator later permitted the claimant to pay the appeal fee, and therefore the appeal changed from an "Administratively Closed" appeal status to a "Pending" appeal status and is included in the count of appeals "In 'Non-Baseball' Process" in Table 15.

(c) Resolved Appeals.

As reported in the table below, 5,939 appeals have been resolved. Table 16 provides a summary of these resolved appeals by Claim Type. The comparison between the Post-Appeal Award Amount and the Award Amount within the original notice does not take into consideration the 5.0% increase in compensation that a claimant who prevails upon appeal receives.

Table 16. Outcome After Appeal.

Table 16. Outcome After Appeal.												
Claim Type		Appeals Settled or Decided by Panel						With- drawn	Admin. Closed	Inactive Under Recon./Re- Review	Return for Review Under Policy 495	Total
		Compensation Amount Following Appeal Compared to That of Original Notice										
		Higher	Lower	Same	Denial Upheld	Denial Over- turned	Remand					
1.	Seafood	72	21	157	46	4	20	50	9	9	0	388
2.	IEL	25	64	105	97	11	42	13	19	8	0	384
3.	IPV/FV	0	0	0	1	1	0	0	1	0	0	3
4.	BEL	55	631	1,188	209	75	45	242	402	141	1,535	4,523
5.	Coastal RP	37	1	24	107	6	2	8	7	0	0	192
6.	Wetlands RP	3	10	4	35	2	0	3	2	16	0	75
7.	RPS	0	6	18	37	0	0	2	1	0	0	64
8.	Subsistence	0	1	0	0	0	0	0	3	0	0	4
9.	VoO	16	31	46	55	20	6	27	4	0	0	205
10.	VPD	2	28	31	20	0	12	8	0	0	0	101
11.	TOTAL	210	793	1,573	607	119	127	353	448	174	1,535	5,939

(d) Incompleteness Appeals.

The Appeal for Insufficient Documentation (Incompleteness Appeal) allows Economic Class Members to have their claims reviewed by a separate Documentation Reviewer when the CAO denies their claims because of insufficient documentation. The Documentation Reviewer reviews the claimant's documentation to determine whether the Program correctly denied the claim.

Before sending the claim to the Documentation Reviewer, the CAO reviews the appeal request along with any newly submitted documents. If the claimant has submitted the requested documentation and cured the incompleteness, the CAO issues the appropriate Notice. If the claimant still has not submitted the requested documentation, the CAO sends the claim to the Documentation Reviewer for review.

Before a claimant may file an appeal of an Incompleteness Denial, the claimant must request Reconsideration and receive a Post-Reconsideration Incompleteness Denial Notice. To date, the CAO has issued 5,082 Post-Reconsideration Incompleteness Denial Notices. Of those, 110 Notices are still within the timeframe in which the claimant can file an appeal, leaving 4,972 Notices for which the claimant's appeal deadline has passed. Of the 4,972 Notices eligible for appeal, 2,406 (48.4%) appeal requests have been filed. Table 17 provides summary information on the status of Incompleteness Appeals.

Table 17. Incompleteness Appeals.				
A. Incompleteness Appeal Filing/Resolution				
	Status	As of Last Report	Since Last Report	Total
1.	Incompleteness Appeals Filed	2,284	122	2,406
2.	Appeals Resolved	1,731	41	1,772
(a).	Withdrawn/Closed Claims	15	1	16
(b).	Cured	304	18	322
(c).	Incompleteness Denial Affirmed	1,363	16	1,379
(d).	Incompleteness Denial Overturned	49	6	55
B. Pending Incompleteness Appeals				
3.	In Pre-Documentation Reviewer Process		494	
4.	Currently Before Documentation Reviewer		140	
5.	TOTAL PENDING		634	

As reported in Table 17 above, 1,772 Incompleteness Appeals have been resolved.

II. SETTLEMENT PROGRAM LEGAL DEVELOPMENTS

A. Approval of the DWH Economic and Property Settlement Agreement

The District Court issued an order on December 21, 2012, certifying the Economic and Property Settlement Class and granting final approval of the Settlement Agreement after addressing and rejecting each of the Objectors' arguments. The Objectors appealed the District Court's order citing various provisions of Rule 23 and requested that the Fifth Circuit remand with instructions to withdraw approval of the Settlement Agreement and to decertify the class. Additionally, BP argued on appeal that two Policy Announcements issued by the Claims Administrator regarding the interpretation and application of the Settlement Agreement had subsequently brought the Settlement Agreement into violation of Rule 23, the Rules Enabling Act, and Article III of the U.S. Constitution.

A three judge panel for the Fifth Circuit Court of Appeals considered each of the arguments presented by the Objectors and BP. On January 10, 2014, the Fifth Circuit affirmed by a 2-1 majority the District Court's order approving the Settlement Agreement and certifying the class. On January 21, 2014, BP filed a petition for rehearing en banc of the Appeal Panel's decision. Moreover, in January, the Objectors filed various petitions for rehearing en banc or for panel rehearing. The Court dismissed these petitions on May 19, 2014. BP filed with the Supreme Court a petition for writ of certiorari regarding this issue on August 1, 2014.

The Court extended the deadline to respond to BP's petition to October 14, 2014. On October 3, 2014, the Claims Administrator and respondents Cobb Real Estate, Inc., filed responses to the petition. On October 8, 2014, Lake Eugenie Land & Development, Inc. et al. filed a brief in opposition. Several non-parties filed amicus curiae briefs, including the Chamber of Commerce of the United States of America, numerous chambers of commerce from the Gulf Coast states, Her Britannic Majesty's Government of the United Kingdom of Great Britain, and

Kenneth Feinberg, administrator of the Gulf Coast Claims Facility. BP filed a reply on October 22, 2014. The Supreme Court scheduled a conference to consider the petition for writ of certiorari on December 5, 2014.¹⁶

B. Court-Ordered BEL Claim Suspension.

BP appealed the District Court's March 5, 2013 order affirming the Claims Administrator's interpretation of the Settlement Agreement that the BEL framework does not require the matching of revenues and expenses within claimant-submitted profit and loss statements. On October 2, 2013, the Fifth Circuit Court of Appeals reversed the District Court's ruling and remanded the case to the District Court for further consideration. The District Court immediately entered an order to suspend the issuance of any final determination notices or payments on all BEL claims, including Start-Up and Failed BEL claims, until the Court could create an appropriately narrowly-tailored preliminary injunction.

1. Dissolution of Injunction Continuing BEL Claim Suspension.

After the District Court issued its preliminary injunction on October 18, 2013, BP filed an emergency motion objecting to the District Court's holding that causation was not an issue that the Court would address on remand. The District Court issued an amended preliminary injunction on December 5, 2013, that ordered the CAO to temporarily suspend the issuance of final determination notices and payments to BEL claims until the Court resolved the BEL issues that were the subject of the remand.

On December 24, 2013, the District Court addressed the issues that the Fifth Circuit had placed on remand. It reversed its previous holding that the Settlement Agreement does not require the matching of revenues and expenses, and remanded the matter to the CAO with

¹⁶ On December 8, 2014, the United States Supreme Court declined request for a review of the Fifth Circuit's rulings upholding the District Court's Final Approval Order of the Settlement Agreement. Accordingly, the Effective Date of the Settlement Agreement is December 8, 2014, and the final deadline for filing all claims other than those that fall into the Seafood Compensation Program is June 8, 2015.

instructions to adopt and implement an appropriate protocol or policy for handling BEL claims in which the claimant's financial records do not match revenues with corresponding variable expenses. Further, the District Court found that whether a business economic loss is "as a result of" the Deepwater Horizon Incident for purposes of the Settlement is determined exclusively by Settlement Agreement Exhibit 4B.

BP appealed the District Court's holding, and, on March 3, 2014, the Fifth Circuit Court of Appeals affirmed the District Court's December 24, 2013 holding, but ordered that the injunction remain in place until the Fifth Circuit issued its mandate. On May 28, 2014, the Fifth Circuit issued its mandate, affirming the December 24, 2013 holding of the District Court and vacating the injunction prohibiting payment of BEL claims. On the same day, the District Court issued an order dissolving and vacating the injunction and ordering the Claims Administrator to resume the processing and payment of BEL claims. Additionally, on May 28, 2014, BP filed an application with the Supreme Court of the United States requesting that the Supreme Court recall and stay the Fifth Circuit's mandate pending the filing and disposition of its petition for a writ of certiorari. The Supreme Court denied BP's application on June 9, 2014. BP filed with the Supreme Court a petition for writ of certiorari regarding this issue on August 1, 2014.

The Court extended the deadline to respond to BP's petition to October 14, 2014. On October 3, 2014, the Claims Administrator and respondents Cobb Real Estate, Inc., filed responses to the petition. On October 8, 2014, Lake Eugenie Land & Development, Inc. et al. filed a brief in opposition. Several non-parties filed amicus curiae briefs, including the Chamber of Commerce of the United States of America, numerous chambers of commerce from the Gulf Coast states, Her Britannic Majesty's Government of the United Kingdom of Great Britain, and Kenneth Feinberg, administrator of the Gulf Coast Claims Facility. BP filed a reply on October

22, 2014. The Supreme Court scheduled a conference to consider the petition for writ of certiorari on December 5, 2014.¹⁷

2. CAO Policy 495.

While the Fifth Circuit considered the issue of causation, the CAO continued to develop an appropriate protocol or policy for handling BEL claims in which the claimant's financial records do not match revenues with corresponding variable expenses, as instructed within the District Court's December 24, 2013 order. Pursuant to this instruction, the Claims Administrator developed Policy 495 regarding the Matching of Revenue and Expenses for BEL claims, which details the methodology that the CAO Accounting Vendors will use to perform the requisite matching analyses as required by the Court.

On May 5, 2014, the Court approved Policy 495 and authorized the Settlement Program to immediately implement the processing of BEL claims pursuant to the Policy. The Court, however, left in place for the time its preliminary injunction related to BEL claims. On May 27, 2014, Class Counsel responded, filing a motion requesting the Court alter or amend its Order adopting Policy 495. Class Counsel seeks to limit the matching triggers and policies to Cash Basis claims and to utilize a single methodology for all insufficiently matched claims, rather than selecting the applicable methodology based on a business's industry. The District Court has not yet ruled on Class Counsel's motion.

Subsequent to the Fifth Circuit's issuing its mandate with respect to the injunction on May 28, 2014, on the same day, the District Court issued an Order dissolving and vacating the injunction and directing the Claims Administrator to apply Policy 495 to all BEL claims

¹⁷ On December 8, 2014, the United States Supreme Court declined request for a review of the Fifth Circuit's rulings upholding the District Court's Final Approval Order of the Settlement Agreement. Accordingly, the Effective Date of the Settlement Agreement is December 8, 2014, and the final deadline for filing all claims other than those that fall into the Seafood Compensation Program is June 8, 2015.

currently in the claims process at any point short of payment (with some minor exceptions), including the vast majority of those claims in the Appeals Process. At this point, the CAO immediately began the process of issuing payments and final determination notices on BEL claims.

On June 27, 2014, following a previous motion from Class Counsel, the District Court issued an Order clarifying the process for evaluating claims under appeal and setting forth procedures for the Appeals Coordinator to follow based on whether the Parties agree that the claims under appeal do or do not involve the issue of matching.

The CAO continues to process all IEL claims that do not qualify for eligibility solely on the basis of the employer's satisfaction of the BEL revenue-pattern causation requirements as provided under the Settlement Agreement.

III. CLAIMANT OUTREACH EFFORTS

The CAO has continued its claimant outreach efforts since the previous Court Status Report as detailed below.

A. Law Firm Contacts.

The Law Firm Contact Team engaged in multiple outreach campaigns to help firms overcome documentation deficiencies and answer questions posed by reviewers. Law Firm Contacts performed outreach to employers of IEL claimants related to bonus allocation verification. They also contacted BEL claimants to address specific issues related to Multi-Facility Businesses. The Law Firm Contact Team continues to assist firms by providing information concerning claim statuses and claim determinations.

B. Claimant Communications Center (CCC).

The CCC continued claimant outreach efforts across all claim types and review teams. This month, the CCC conducted specific outreach for IEL claimants related to bonus allocation

verification as well as calls to discuss the proper completion of required forms such as the Forms 4506 and/or 4506-T in accordance with Policy 70 v.2. The CCC continued to participate in established, on-going outreach efforts, including employer verification, deadline relief confirmation, and various claim-specific calls for individual damage categories.

C. Claimant Assistance Centers (CACs).

The CACs complete outreach assignments as a secondary task to meeting with claimants and answering DWH-related questions. The CACs continued to participate in numerous outreach efforts, including those to claimants with updated representation statuses, unfinished claim forms, and insufficient Forms 4506 and/or 4506-T in accordance with Policy 70 v.2. In addition, the CACs continued outreach calls to claimants who provided incomplete identity information and to claimants with incomplete claims. To date, the CACs have helped to complete over 148,000 calls for the Claimant Outreach Program.

D. Summary of Outreach Calls.

The table below summarizes some of the Claimant Outreach Program efforts as of December 1, 2014.

Table 18. Outreach Call Volume.							
	Location	Calls Made	Incomplete Claims Affected	Claims With New Docs After Call	% of Claims With New Docs After Call	Claimants Visiting CAC After Call	% of Claimants Visiting CAC After Call
1.	BrownGreer	148,720	36,348	28,725	79.0%	12,926	35.6%
2.	Garden City Group	72,728	8,779	6,623	75.4%	682	7.8%
3.	P&N	59,941	14,257	13,066	91.7%	263	1.8%
4.	PwC	813	372	361	97.0%	11	3.0%
5.	TOTAL	282,202	59,756	48,775	81.6%	13,882	23.2%

IV. CONCLUSION

The Claims Administrator offers this Report to ensure that the Court is informed of the status of the Program to date. If the Court would find additional information helpful, the Claims Administrator stands ready to provide it at the Court's convenience.

/s/ Patrick Juneau
PATRICK A. JUNEAU
CLAIMS ADMINISTRATOR

CERTIFICATE OF SERVICE

I hereby certify that the above and foregoing pleading has been served on All Counsel by electronically uploading the same to LexisNexis File & Serve in accordance with Pretrial Order No. 12, and that the foregoing was electronically filed with the Clerk of Court of the United States District Court for the Eastern District of Louisiana by using the CM/ECF System, which will send a notice of electronic filing in accordance with the procedures established in MDL 2179, on this 30th day of December, 2014.

/s/ Patrick Juneau
PATRICK A. JUNEAU
CLAIMS ADMINISTRATOR

Claims Administrator Patrick Juneau has announced that the Settlement Program began issuing payments on July 31, 2012, and has been issuing outcome Notices since July 15, 2012. The Program will issue Notices on a rolling basis as we complete reviews, and they will include Eligibility Notices, Incompleteness Notices, and Denial Notices. Each Notice will provide information explaining the outcome. We will post Notices on the secure DWH Portal for any law firm or unrepresented claimant who uses the DWH Portal. We will notify firms and unrepresented claimants by email at the end of each day if we have posted a Notice that day. Firms and unrepresented claimants may then log onto the DWH Portal to see a copy of the Notice(s). Law Firms or claimants who do not use the DWH Portal will receive Notices in the mail. Claimants who receive an Eligibility Notice and qualify for a payment will receive that payment after all appeal periods have passed, if applicable, and the claimant has submitted all necessary paperwork, including a fully executed Release and Covenant Not to Sue.

Table 1		Filings by State of Residence							
		Registration Forms				Claims			
		Form Begun	Form Submitted	Total	%	Form Begun	Form Submitted	Total	%
1.	Alabama	824	42,655	43,479	18.4%	1,644	52,122	53,766	17.8%
2.	Florida	2,078	77,023	79,101	33.5%	5,261	85,747	91,008	30.1%
3.	Louisiana	1,592	54,351	55,943	23.7%	2,309	77,073	79,382	26.2%
4.	Mississippi	553	30,143	30,696	13.0%	1,017	34,453	35,470	11.7%
5.	Texas	253	11,770	12,023	5.1%	569	16,731	17,300	5.7%
6.	Other	1,035	13,761	14,796	6.3%	1,187	24,469	25,656	8.5%
7.	Total	6,335	229,703	236,038	100.0%	11,987	290,595	302,582	100.0%

Chart 1: Filings by State of Residence

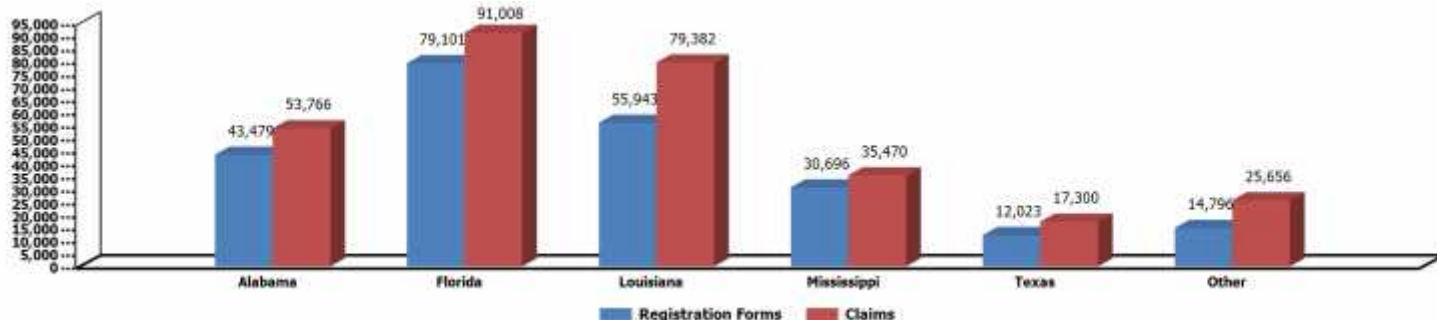
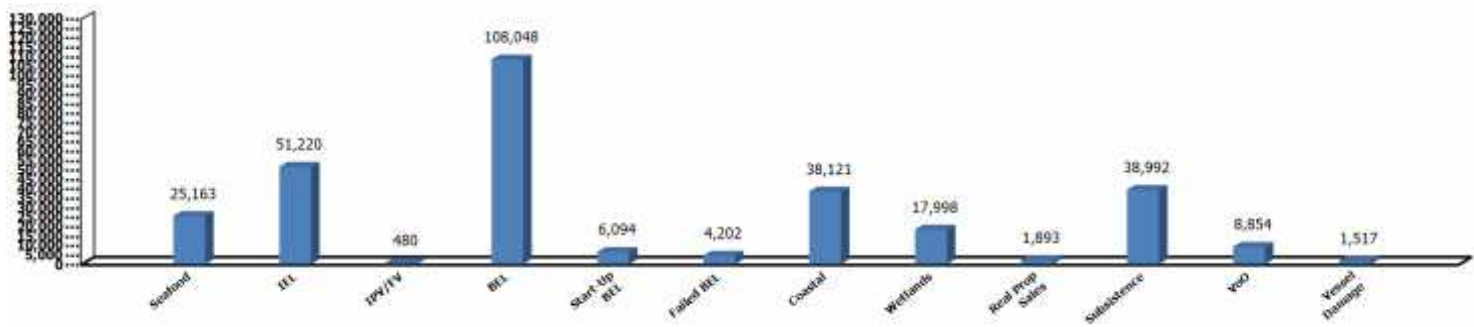


Table 2		Number of Claims by Claim Type					
		Claim Type	Claims				Unique Claimants with Form Submitted
			Form Begun	Form Submitted	Total	%	
1.	Seafood Compensation Program	411	24,752	25,163	8.3%	10,501	
2.	Individual Economic Loss	6,576	44,644	51,220	16.9%	43,463	
3.	Individual Periodic Vendor or Festival Vendor Economic Loss	182	298	480	0.2%	295	
4.	Business Economic Loss	2,526	105,522	108,048	35.7%	81,043	
5.	Start-Up Business Economic Loss	294	5,800	6,094	2.0%	4,905	
6.	Failed Business Economic Loss	270	3,932	4,202	1.4%	3,505	
7.	Coastal Real Property	797	37,324	38,121	12.6%	25,941	
8.	Wetlands Real Property	139	17,859	17,998	6.0%	3,675	
9.	Real Property Sales	186	1,707	1,893	0.6%	1,354	
10.	Subsistence	460	38,532	38,992	12.9%	38,412	
11.	VoO Charter Payment	80	8,774	8,854	2.9%	6,193	
12.	Vessel Physical Damage	66	1,451	1,517	0.5%	1,235	
13.	Total	11,987	290,595	302,582	100.0%	202,547	

Chart 2: Number of Claims by Claim Type



Filings by Claimant Assistance Center									
Table 3	Claimant Assistance Center	Registration Forms				Claims			
		Form Begun	Form Submitted	Total	%	Form Begun	Form Submitted	Total	%
1.	Apalachicola, FL	29	1,505	1,534	5.0%	40	2,167	2,207	5.9%
2.	Bay St. Louis, MS	9	608	617	2.0%	28	754	782	2.1%
3.	Bayou La Batre, AL	22	1,021	1,043	3.4%	45	1,126	1,171	3.1%
4.	Biloxi, MS	37	1,545	1,582	5.1%	65	2,000	2,065	5.5%
5.	Bridge City, TX	2	419	421	1.4%	16	792	808	2.1%
6.	Clearwater, FL	74	2,549	2,623	8.5%	330	2,216	2,546	6.8%
7.	Cut Off, LA	12	495	507	1.6%	24	753	777	2.1%
8.	Fort Myers, FL	0	7	7	<0.1%	0	8	8	<0.1%
9.	Fort Walton Beach, FL	9	1,328	1,337	4.3%	45	1,823	1,868	5.0%
10.	Grand Isle, LA	4	144	148	0.5%	5	227	232	0.6%
11.	Gretna/Harvey, LA	42	2,173	2,215	7.2%	47	2,199	2,246	6.0%
12.	Gulf Shores, AL	18	2,151	2,169	7.0%	67	2,830	2,897	7.7%
13.	Houma, LA	23	807	830	2.7%	41	1,047	1,088	2.9%
14.	Lafitte, LA	6	347	353	1.1%	12	481	493	1.3%
15.	Lake Charles, LA	0	22	22	0.1%	1	30	31	0.1%
16.	Metairie, LA	0	55	55	0.2%	2	72	74	0.2%
17.	Mobile, AL	73	7,634	7,707	24.9%	185	8,343	8,528	22.6%
18.	Naples, FL	27	1,378	1,405	4.5%	38	1,286	1,324	3.5%
19.	New Orleans – CBD BG, LA	13	348	361	1.2%	19	360	379	1.0%
20.	New Orleans East, LA	44	2,087	2,131	6.9%	99	2,475	2,574	6.8%
21.	Panama City Beach, FL	21	2,379	2,400	7.8%	95	3,697	3,792	10.1%
22.	Pensacola, FL	27	1,426	1,453	4.7%	69	1,774	1,843	4.9%
23.	Total	492	30,428	30,920	100.0%	1,273	36,460	37,733	100.0%

Chart 3: Number of Claims by Claimant Assistance Center

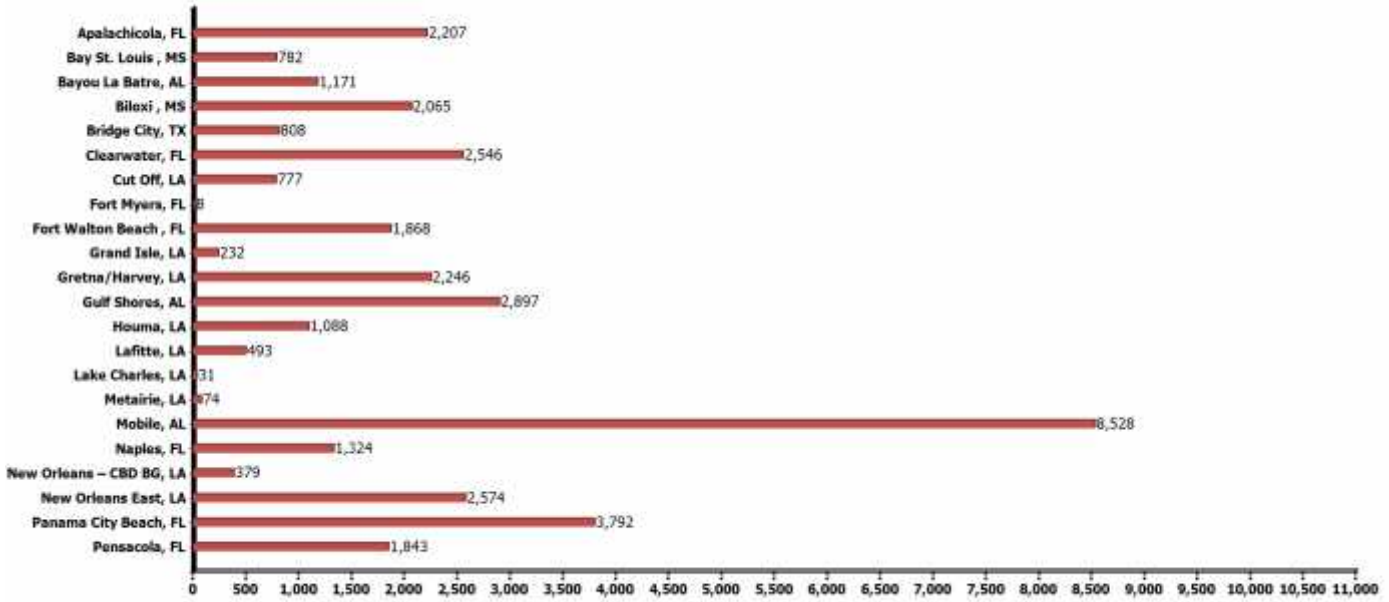


Table 4	Claim Type	Notices Issued											
		Eligible - Payable	Eligible - No Payment	Incomplete	Denial					Total Claims			
					Exclusion Denials	Prior GCCF Release	Causation Denials	Other Denials	Incomplete Denials	Opt-Outs	Withdrawn	Closed	Issued Notice
1.	Seafood Compensation Program	9,304	1,117	583	49	2,428	0	497	4,737	1,156	2,532	1,989	24,392
2.	Individual Economic Loss	5,984	1,484	4,280	3,261	1,965	98	1,093	19,143	706	1,518	3,145	42,677
3.	Individual Periodic Vendor or Festival Vendor Economic Loss	8	0	16	4	24	0	66	132	2	82	26	360
4.	Business Economic Loss	15,245	384	27,740	1,315	686	4,116	701	11,313	784	4,253	2,205	68,742
5.	Start-Up Business Economic Loss	533	23	1,598	85	45	140	151	1,389	89	161	288	4,502
6.	Failed Business Economic Loss	36	18	571	57	101	310	762	852	108	116	345	3,276
7.	Coastal Real Property	26,779	54	165	6	842	0	4,915	1,525	364	443	2,005	37,098
8.	Wetlands Real Property	5,419	11	211	28	71	0	2,203	77	62	184	1,417	9,683
9.	Real Property Sales	770	6	12	4	60	32	549	86	12	67	117	1,715
10.	Subsistence	4,411	189	8,218	19	1,307	0	45	3,295	189	339	716	18,728
11.	VoO Charter Payment	7,028	19	19	16	0	0	598	715	89	67	118	8,669
12.	Vessel Physical Damage	813	21	63	5	0	0	120	230	20	39	94	1,405
13.	Total	76,330	3,326	43,476	4,849	7,529	4,696	11,700	43,494	3,581	9,801	12,465	221,247

Payment Information								
Table 5	Claim Type	Eligibility Notices Issued with Payment Offer		Accepted Offers		Payments Made		
		Number	Amount	Number	Amount	Number	Amount	Unique Claimants Paid
1.	Seafood Compensation Program	9,304	\$1,130,837,133	8,339	\$1,117,112,831	8,059	\$1,100,010,571	4,732
2.	Individual Economic Loss	5,984	\$73,989,997	5,592	\$70,334,146	5,277	\$63,991,777	5,277
3.	Individual Periodic Vendor or Festival Vendor Economic Loss	8	\$77,085	8	\$77,085	8	\$77,085	8
4.	Business Economic Loss	15,245	\$2,767,435,568	14,312	\$2,665,862,815	12,980	\$2,330,763,564	12,327
5.	Start-Up Business Economic Loss	533	\$121,276,549	513	\$115,411,052	502	\$107,652,313	482
6.	Failed Business Economic Loss	36	\$3,138,798	29	\$2,913,126	26	\$2,680,408	26
7.	Coastal Real Property	26,779	\$148,587,048	26,223	\$145,447,024	25,756	\$142,997,187	20,236
8.	Wetlands Real Property	5,419	\$168,766,816	5,265	\$144,666,078	5,047	\$143,167,888	1,383
9.	Real Property Sales	770	\$36,853,392	752	\$36,120,042	746	\$35,855,248	657
10.	Subsistence	4,411	\$32,857,189	3,503	\$27,878,947	3,112	\$24,188,967	3,112
11.	VoO Charter Payment	7,028	\$280,877,237	7,006	\$278,789,009	6,965	\$277,605,518	5,299
12.	Vessel Physical Damage	813	\$12,754,016	806	\$12,647,591	774	\$11,939,852	722
13.	Totals on DWH Releases	76,330	\$4,777,450,826 ¹	72,348	\$4,617,259,746	69,252	\$4,240,930,377	50,517
14.	Paid As 40% Payments to Claimants with Transition Payments					3,140	\$52,048,334	3,140
15.	Total Payments:					72,392	\$4,292,978,711	53,657

Table 6	Appeals Received			
	Resolved Appeals			
	Appeal Status	BP Appeals	Claimant Appeals	Total Appeals
1.	Resolved by Panel Decision	1,604	1,035	2,639
2.	Resolved by Parties	576	87	663
3.	Withdrawn	313	40	353
4.	Administratively Closed	399	49	448
5.	Inactive Under Reconsideration/Re-Review	174	0	174
6.	Remand to Claims Administrator	94	33	127
7.	Return for Review Under Policy 495	1,445	90	1,535
8.	Total	4,605	1,334	5,939
Pending Appeals				
9.	In "Baseball" Process	501	27	528
10.	In "Non-Baseball" Process	0	212	212
11.	Submitted to Panel	72	48	120
12.	Under Discretionary Court Review	67	31	98
13.	Total	640	318	958
Grand Total				
14.		5,245	1,652	6,897

¹ Court Status Report No.27 reported Payment Offers totaling \$5.27 billion. The decrease in total Payment Offers reported in this report occurred because the CAO deactivated 1,475 Eligibility Notices as a result of the Court's requirement that the CAO review again under Policy 495 claims that raise matching in the appeals process. The CAO deactivated these Notices to allow the issuance of new Eligibility Notices after Accountant Review.

Chart 4: Registration and Claim Forms Filed by Month

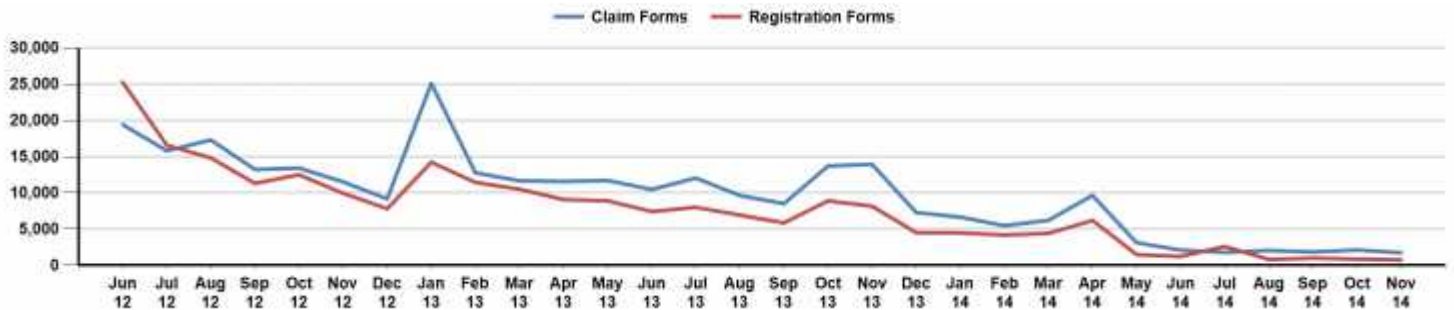


Chart 5: Notices Issued by Month

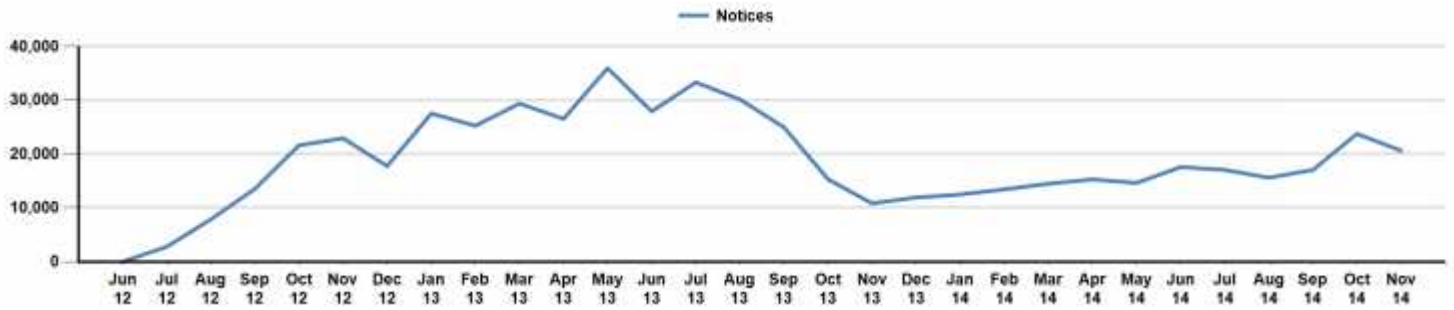


Chart 6: Payments Made by Month



Chart 7: Appeal Resolutions by Month



Legend:

1. Form Begun - Includes electronically filed registration or claim forms for the period of time between the moment a claimant or his attorney has initiated the submission of a form and moment they complete that filing by submitting the electronic signature. This definition also includes hard copy registration or claim forms where the DWH Intake Team is in the process of linking the scanned images and has not yet completed the data entry on that form.
2. Form Submitted - Includes electronically filed registration or claim forms after the claimant or his attorney completes the electronic signature and clicks the submit button. This definition also includes hard copy registration or claim forms where the DWH Intake Team has completed both the linking of scanned images and the data entry on that form.
3. Unique Claimants with Form Submitted - Counts the unique number of claimants with at least one Claim Form Submitted for each Claim Type. Because claimants may file claims for more than one Claim Type, the sum of all Claim Types will not equal the count of total unique claimants.
4. Filings by Claimant Assistance Center- The following Claimant Assistance Centers in Table 3 and Chart 3 are closed: Bayou La Batre, AL, Gulf Shores, AL, Apalachicola, FL, Ft. Walton Beach, FL, Naples, FL, Grand Isle, LA, Gretna/Harvey, LA, Houma, LA, New Orleans East, LA, Bay St. Louis, MS, Bridge City, TX.
5. Notices Issued - The count of Notices Issued in Table 4 counts each unique claim issued a Notice only once. For claims issued multiple Notices, this report uses the following hierarchy when counting the claim: (1) Eligibility Notice if the claim has been paid; (2) Most recent active Notice if the claim has not been paid; (3) If the claim has been closed it will not be counted as an Eligibility Notice unless the claim has been paid. The count of Notices Issued in Chart 5, counts all Notices Issued and reports claims with multiple Notices once for each Notice issued. Because of this, the totals reported in Table 4 do not match the totals reported in Chart 5.
6. Payment Information - The timing of payment can be affected by a number of factors. Even after the DHECC receives a Release, delay in receipt of a W-9, or in receipt of the Attorney Fee Acknowledgment Form can delay payment. In addition, any alterations or omissions on the Release Form, or an assertion of a third-party lien against an award amount, can delay payment. As a result, this report will show a higher number of Accepted Offers than Amounts Paid.
7. Appeals Received - Excludes Appeals closed pursuant to 4/24/2013 Court Order.
8. Note: The Claims Administrator continually monitors the status of all claim filings. Through this process, the Claims Administrator may find duplicate claims from the same claimant. In such cases, the Claims Administrator will close the duplicate claim and only process the remaining valid claim. This report excludes duplicate claims from all counts of claims filed.